

**UNITED STATES
SECURITIES AND EXCHANGE COMMISSION
Washington, D.C. 20549**

FORM 10-K

(Mark One)

☒ ANNUAL REPORT PURSUANT TO SECTION 13 OR 15(d) OF THE SECURITIES EXCHANGE ACT OF 1934

For the fiscal year ended December 31, 2024
or

☐ TRANSITION REPORT PURSUANT TO SECTION 13 OR 15(d) OF THE SECURITIES EXCHANGE ACT OF 1934

For the transition period from ____ to ____
Commission File No. 001-35971



ALLEGION PUBLIC LIMITED COMPANY
(Exact name of registrant as specified in its charter)

Ireland

(State or other jurisdiction of incorporation or organization)

98-1108930

*(I.R.S. Employer
Identification No.)*

**Block D
Iveagh Court
Harcourt Road
Dublin
Ireland**

(Address of principal executive offices)

D02 VH9

(Zip Code)

+(353) (1) 2546200

(Registrant's telephone number, including area code)

Securities registered pursuant to Section 12(b) of the Act:

<u>Title of each class</u>	<u>Trading symbols</u>	<u>Name of each exchange on which registered</u>
Ordinary shares, par value \$0.01 per share	ALLE	New York Stock Exchange
3.500% Senior Notes due 2029	ALLE 3 ½	New York Stock Exchange

Securities registered pursuant to Section 12(g) of the Act: None

Indicate by check mark if the registrant is a well-known seasoned issuer, as defined in Rule 405 of the Securities Act. Yes ☒ No ☐

Indicate by check mark if the registrant is not required to file reports pursuant to Section 13 or Section 15(d) of the Act. Yes ☐ No ☒

Indicate by check mark whether the registrant (1) has filed all reports required to be filed by Section 13 or 15(d) of the Securities Exchange Act of 1934 during the preceding 12 months (or for such shorter period that the registrant was required to file such reports), and (2) has been subject to such filing requirements for the past 90 days. Yes ☒ No ☐

Indicate by check mark whether the registrant has submitted electronically every Interactive Data File required to be submitted pursuant to Rule 405 of Regulation S-T (§232.405 of this chapter) during the preceding 12 months (or for such shorter period that the registrant was required to submit such files). Yes ☒ No ☐

Indicate by check mark whether the registrant is a large accelerated filer, an accelerated filer, a non-accelerated filer, a smaller reporting company, or an emerging growth company. See the definitions of "large accelerated filer," "accelerated filer," "smaller reporting company," and "emerging growth company" in Rule 12b-2 of the Exchange Act.:

Large accelerated filer	<input checked="" type="checkbox"/>	Accelerated filer	<input type="checkbox"/>
Non-accelerated filer	<input type="checkbox"/>	Smaller reporting company	<input type="checkbox"/>
		Emerging growth company	<input type="checkbox"/>

If an emerging growth company, indicate by check mark if the registrant has elected not to use the extended transition period for complying with any new or revised financial accounting standards provided pursuant to Section 13(a) of the Exchange Act. ☐

Indicate by check mark whether the registrant has filed a report on and attestation to its management's assessment of the effectiveness of its internal control over financial reporting under Section 404(b) of the Sarbanes-Oxley Act (15 U.S.C. 7262(b)) by the registered public accounting firm that prepared or issued its audit report. ☒

If securities are registered pursuant to Section 12(b) of the Act, indicate by check mark whether the financial statements of the registrant included in the filing reflect the correction of an error to previously issued financial statements. ☐

Indicate by check mark whether any of those error corrections are restatements that required a recovery analysis of incentive-based compensation received by any of the registrant's executive officers during the relevant recovery period pursuant to §240.10D-1(b). ☐

Indicate by check mark whether the registrant is a shell company (as defined in Rule 12b-2 of the Act). Yes ☐ No ☒

The aggregate market value of our ordinary shares held by non-affiliates on June 30, 2024 was approximately \$10.3 billion based on the closing price of such shares on the New York Stock Exchange on that date.

The number of ordinary shares outstanding of Allegion plc as of February 13, 2025 was 86,290,351.

DOCUMENTS INCORPORATED BY REFERENCE

Portions of the registrant's definitive proxy statement to be filed with the Securities and Exchange Commission (the "SEC") within 120 days of the close of the registrant's fiscal year in connection with the registrant's 2025 Annual General Meeting of Shareholders (the "Proxy Statement") are incorporated by reference into Part III of this Form 10-K as described herein.

ALLEGION PLC

Form 10-K

For the Fiscal Year Ended December 31, 2024

TABLE OF CONTENTS

		Page
Part I	Item 1. Business	4
	Item 1A. Risk Factors	15
	Item 1B. Unresolved Staff Comments	25
	Item 1C. Cybersecurity	26
	Item 2. Properties	27
	Item 3. Legal Proceedings	27
	Item 4. Mine Safety Disclosures	27
Part II	Item 5. Market for Registrant’s Common Equity, Related Stockholder Matters and Issuer Purchases of Equity Securities	28
	Item 6. [Reserved]	29
	Item 7. Management’s Discussion and Analysis of Financial Condition and Results of Operations	30
	Item 7A. Quantitative and Qualitative Disclosures About Market Risk	42
	Item 8. Financial Statements and Supplementary Data	43
	Item 9. Changes in and Disagreements with Accountants on Accounting and Financial Disclosure	43
	Item 9A. Controls and Procedures	43
	Item 9B. Other Information	44
	Item 9C. Disclosure Regarding Foreign Jurisdictions that Prevent Inspections	44
Part III	Item 10. Directors, Executive Officers and Corporate Governance	45
	Item 11. Executive Compensation	45
	Item 12. Security Ownership of Certain Beneficial Owners and Management and Related Stockholder Matters	45
	Item 13. Certain Relationships and Related Transactions, and Director Independence	45
	Item 14. Principal Accountant Fees and Services	45
Part IV	Item 15. Exhibits and Financial Statement Schedules	46
	Item 16. Form 10-K Summary	50
	Signatures	50

CAUTIONARY STATEMENT FOR FORWARD LOOKING STATEMENTS

Certain statements in this report, other than purely historical information, are "forward-looking statements" within the meaning of the Private Securities Litigation Reform Act of 1995, Section 27A of the Securities Act of 1933 and Section 21E of the Securities Exchange Act of 1934, as amended (the "Exchange Act"). These forward-looking statements generally are identified by the words "believe," "project," "expect," "anticipate," "estimate," "forecast," "outlook," "intend," "strategy," "future," "opportunity," "plan," "may," "should," "will," "would," "will be," "will continue," "will likely result," or the negative thereof or variations thereon or similar expressions generally intended to identify forward-looking statements.

These statements are based on currently available information and our current assumptions, expectations and projections about future events. While we believe that our assumptions, expectations and projections are reasonable in view of the currently available information, you are cautioned not to place undue reliance on our forward-looking statements. Forward-looking statements speak only as of the date they are made and are not guarantees of future performance. They are subject to future events, risks and uncertainties – many of which are beyond our control – as well as potentially inaccurate assumptions, that could cause actual results to differ materially from our expectations and projections including, among other things:

- global macroeconomic factors;
- increased prices and inflationary pressures;
- volatility and uncertainty in the political, economic and regulatory environments in which we operate, including new or increased tariffs, changes to trade agreements, sanctions, import and export regulations, custom duties and applicable tax regulations and interpretations, social and political unrest, instability, national and international conflict, terrorist acts and other geographical disputes and uncertainties;
- the strength and stability of the institutional, commercial and residential construction and remodeling markets;
- fluctuations in currency exchange rates;
- potential impairment of our goodwill, indefinite-lived intangible assets and/or our long-lived assets;
- instability in the U.S. and global capital and credit markets;
- our ability to make scheduled debt payments or to refinance our debt obligations;
- increased competition, including from technological developments;
- the development, commercialization and acceptance of new products and services;
- changes in customer and consumer preferences and our ability to maintain beneficial relationships with large customers;
- our products or solutions failing to meet certification and specification requirements, being defective, causing property damage, bodily harm or injury, or otherwise falling short of customers' needs and expectations;
- our ability to identify and successfully complete and integrate acquisitions, including achieving their anticipated strategic and financial benefits;
- business opportunities that diverge from our core business;
- our ability to achieve the expected improvements or financial returns we expect from our strategic initiatives;
- our ability to effectively manage and implement restructuring initiatives or other organizational changes;
- global climate change or other unexpected events, including global health crises;
- the proper functioning of our information technology and operational technology systems, including disruption or breaches of our information systems, such as cybersecurity attacks;
- the failure of our third-party vendors to provide effective support for many of the critical elements of our global information and operational technology infrastructure;
- our ability to recruit and retain a highly qualified and diverse workforce;
- disruptions in our global supply chain, including product manufacturing and logistical services provided by our supplier partners;
- our ability to effectively manage real or perceived issues related to product quality, safety, corporate social responsibility and other reputational matters;
- our ability to protect our brand reputation and trademarks;

- legal judgments, fines, penalties or settlements imposed against us or our assets as a result of legal proceedings, claims and disputes;
- claims of infringement of intellectual property rights by third parties;
- improper conduct by any of our employees, agents or business partners;
- changes to, or changes in interpretations of, current laws and regulations;
- uncertainty and inherent subjectivity related to transfer pricing regulations in the countries in which we operate;
- changes in tax rates, the adoption of new tax legislation or exposure to additional tax liabilities; and
- risks related to our incorporation in Ireland, including the possible effects on us of future legislation or adverse determinations by taxing authorities that could increase our tax burden.

These events, risks and uncertainties are further described in Item 1A. "Risk Factors" and Item 7. "Management's Discussion and Analysis of Financial Condition and Results of Operations" of this report. We do not undertake to update any forward-looking statements, except as required by law.

PART I**Item 1. BUSINESS****Overview**

Allegion plc ("Allegion," "we," "us" or "the Company") is a leading global provider of security products and solutions that keep people and assets safe and secure in the places they live, learn, work and connect. We pioneer safety and security to create a safer and more accessible world. Central to our work is partnering and developing ecosystems to create flawless, seamless access experiences and enable an uninterrupted and secure flow of people and assets. We offer an extensive and versatile portfolio of security and access control security products and solutions across a range of market-leading brands. Our experts across the globe deliver high-quality hardware, software, services and systems, and we use our deep expertise to serve as trusted partners to end-users who seek customized solutions to their security needs.

Allegion Principal Products and Services

Door controls, door control systems, and exit devices

Doors, glass and door systems, and accessories

Electronic security products and access control systems, including time, attendance and workforce productivity

Locks, locksets, portable locks, and key systems

Services and software

Security and access control security products and solutions are critical elements in every building and home. Many door openings are configured to maximize a room's particular form and function while also meeting local and national building and safety code requirements and end-user security needs. Most buildings have multiple door openings, each serving its own purpose and requiring different specific access control solutions. Each door must fit exactly within its frame, be prepared precisely for its hinges, synchronize with its specific lockset and corresponding latch and align with a specific key to secure the door. Moreover, with the growing adoption of connected hardware and software solutions, security products – including credentials – are increasingly linked electronically, integrated into access control software and popular consumer technology platforms and controlled with mobile applications, creating additional functionality and complexity.

We believe our ability to deliver a wide range of solutions that can be custom configured to meet end-users' security needs is a key driver of our success. We accomplish this with:

- Our extensive and versatile product and service portfolio, combined with our deep expertise, which enables us to deliver the right products and solutions to meet diverse security and functional specifications and to successfully and securely integrate into leading technologies and systems;
- Our consultative approach and expertise, which enables us to develop the most efficient and appropriate building security and access control specifications to fulfill the unique needs of our end-users and their partners, including architects, designers, security consultants, contractors, homebuilders and engineers;
- Our access to and management of key channels in the market, which is critical to delivering our products in an efficient and consistent manner; and
- Our enterprise excellence capabilities, including our global manufacturing operations and agile supply chain, which facilitate our ability to deliver specific product and system configurations to end-users and consumers worldwide, quickly and efficiently.














































We believe the security products industry will continue to benefit from several global macroeconomic trends, including:

- Expected growth in global electronic and electromechanical products and solutions as end-users adopt newer technologies in their facilities and homes;
- Heightened awareness of security and privacy requirements;
- Increased focus and adoption of mobile technology; and
- The shift to a digital, interconnected and increasingly interoperable environments that require a strong ecosystem of partners.

We operate in and report financial results for two segments: Allegion Americas and Allegion International, the latter of which provides security and access control security products, services and solutions primarily throughout Europe, Asia and Oceania. We sell our products and solutions under the following brands:

Allegion Brands


(Listed for each business segment)

Product Category	Allegion Americas	Allegion International
Door controls, door control systems, and exit devices	     	        
Doors, glass and door systems, and accessories	           	                 

*STANLEY ACCESS TECHNOLOGIES is used with permission. STANLEY is the property of Stanley Logistics L.L.C.

Allegion Brands

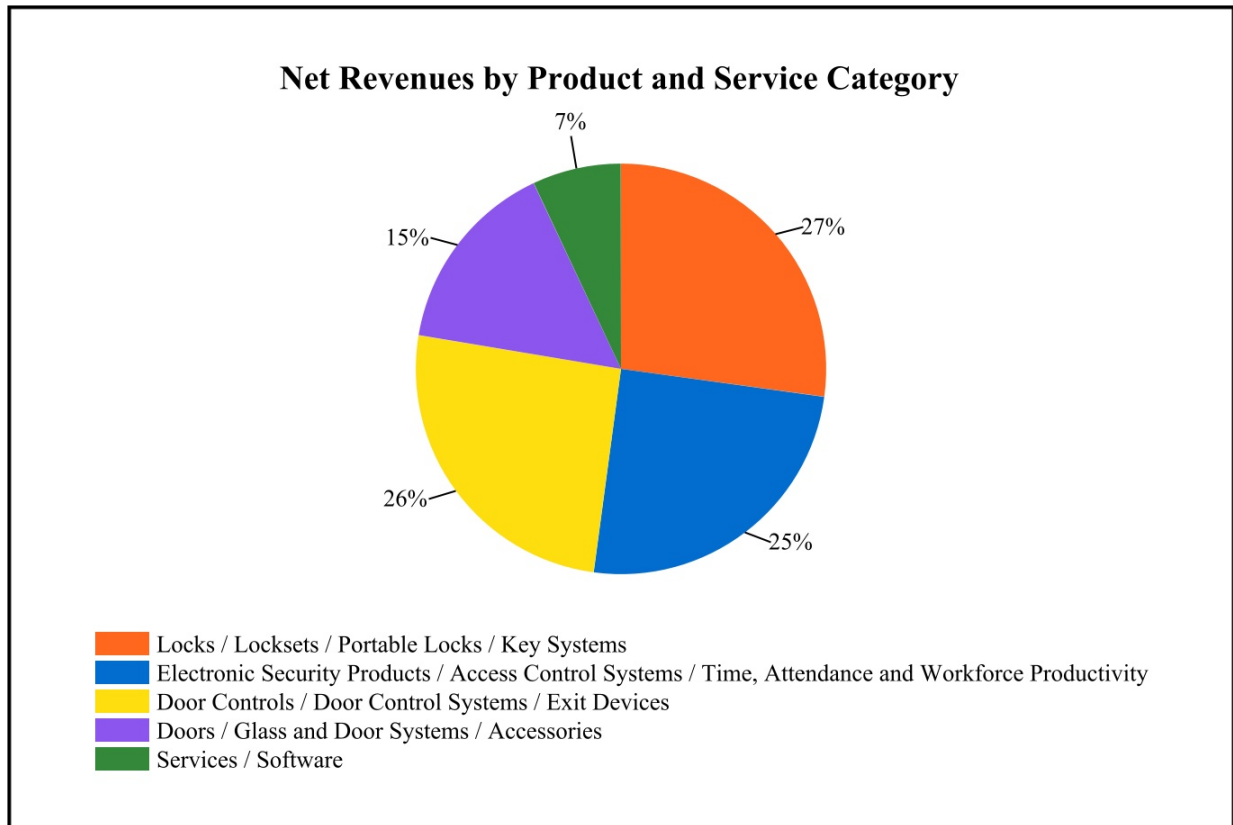
(Listed for each business segment)

Product Category	Allegion Americas	Allegion International	
Electronic security products and access control systems, including time, attendance, and workforce productivity	ISONAS LOCKNETICS LCN  VON DUPRIN	 BRICARD  CISA  DORCAS  <FSH>  interflex 	ISONAS <i>PegaSys</i> plano   SCHLAGE Simons Voss technologies VON DUPRIN
Locks, locksets, portable locks, and key systems	DEXTER FALCON KRYPTONITE LOCKNETICS 	 Austral Lock AXA  BRICARD Briton  CISA FALCON  <FSH>	 KRYPTONITE  LEGGE NORMBAU  SCHLAGE Simons Voss technologies  TRELOCK Deine Sicherheit.
Services and software	STANLEY Access Technologies ISONAS Yonomi  zentra	 API Locksmiths interflex 	

*STANLEY ACCESS TECHNOLOGIES is used with permission. STANLEY is the property of Stanley Logistics L.L.C.

We sell a wide range of security and access control solutions for end-users in commercial, institutional and residential facilities worldwide, including the education, healthcare, government, hospitality, retail, commercial office and single and multi-family residential markets. Our leading brands include CISA®, Interflex®, LCN®, Schlage®, SimonsVoss®, and Von Duprin®.

During the year ended December 31, 2024, we generated Net revenues of \$3,772.2 million and Operating income of \$780.7 million.



History and Developments

We were incorporated in Ireland on May 9, 2013, to hold the commercial and residential security businesses of what was then Ingersoll Rand plc ("Ingersoll Rand"). On December 1, 2013, we became a stand-alone public company after Ingersoll Rand completed the separation of these businesses from the rest of Ingersoll Rand via the transfer of these businesses from Ingersoll Rand to us and the issuance by us of ordinary shares directly to Ingersoll Rand's shareholders. Our security businesses have long and distinguished operating histories. Several of our brands were established more than 100 years ago, and many originally created their categories:

- Von Duprin, established in 1908, was awarded the first exit device patent;
- Schlage, established in 1920, was awarded the first patents granted for the cylindrical lock and the push button lock;
- LCN, established in 1926, created the first door closer;
- CISA, established in 1926, devised the first electronically controlled lock;
- SimonsVoss, established in 1995, created the first keyless digital transponder; and
- Stanley Access Technologies patented the world's first hands-free door operator in 1931.

We have built upon these founding legacies since our entry into the security products market through the acquisition of Schlage, Von Duprin and LCN. Today, we continue to develop, acquire and introduce innovative products.

In 2018, we announced the formation of Allegion Ventures to invest in and help accelerate the growth of companies that have innovative, digital-first technologies and products such as touchless access and workspace monitoring solutions that complement our core business solutions. Building on this success, in December 2021, Allegion Ventures announced a second fund with an additional allocation of \$100 million to focus on investing in technologies like artificial intelligence, video monitoring, machine learning and cybersecurity.

Recent examples of successful product launches by Allegion are illustrated in the table below:

Products and Services	Brands	Year	Innovation
Door controls, door control systems, and exit devices	CISA, Stanley Access Technologies, Von Duprin	2023/2024	CISA Multitop Matic Exit, a secondary lock for single and double leaf aluminum and iron panic doors, brings to market the only "Made in Italy" counter-lock featuring a long faceplate. Enables the automatic and secure locking of the main leaf against the door jam.
			Stanley Access Technologies new automatic door/window solution for increased efficiencies for drive-through restaurants (DuraGlide DT). Telescopic manual and automatic version of ICU doors, providing the biggest clear door opening in the industry, proprietary handle design and the slimmest header (ProCare 8500). More energy-efficient and robust hurricane-rated sliding doors (DuraStorm Class E).
			Von Duprin 70 series delivering both performance and value at a medium price point and is ideal for heavy duty warehouse, industrial, office, multifamily, retail and hospitality applications.
Doors, glass and door systems, and accessories	TGP, Unicel	2023/2024	Smoke-rated partition featuring doors, sidelites/transoms and standalone windows suitable for enclosed elevator lobbies in multifamily buildings. It is comprised of glass, frames and hardware and is the first system fully tested to UL 1784 (TGP SmokeSafe™ Window & Door System).
			North America's first fire-rated full-lite door system certified to forced-entry standards (TGP TGProtect™ FR System).
			UL Certification of American Architectural Manufacturers Association (AAMA) 501.8 human impact resistant curtain wall using durable SentryGlas Plus (SGP) laminated glass (Unicel).

Products and Services	Brands	Year	Innovation
Electronic security products and access control systems, including time, attendance, and workforce productivity	Gainsborough, Schlage, SimonsVoss,	2023/2024	Schlage XE360 series electronic lock is the next generation wireless lock from Schlage, designed specifically for multifamily properties. It delivers innovation, intelligence and reliability wrapped in a modern, sleek design for a variety of lock applications (mortice, tubular and exit device).
			Schlage, in collaboration with Airbnb, was the first to launch the “airkey” integration, connecting Schlage smart locks and Airbnb accounts for easy guest check-ins.
			Schlage Encode Smart WiFi Lever is for use in doors without a deadbolt; connects to home WiFi and pairs with the Schlage app.
			Gainsborough Freestyle Trilock now has built-in Wi-Fi, no longer needing a separate bridge to communicate to the router. The latest version of this residential product includes Matter over Thread - the first smart lock in Australia to feature this technology.
			Narrow profile smart lock for Australia and New Zealand for use on aluminum and timber doors, utilizing the Schlage Breeze app (Schlage Artus). Next-generation smart entry door lock for the New Zealand market, operating on the Schlage Breeze app and offering a retrofit solution to Schlage S-6000 and competitor products (Schlage Resolute).
			SimonsVoss AX2Go, a BLE-based mobile app for iOS and Android, supporting the same user experience, regardless the OS of the smartphone. Users can place unlocked smartphone on the lock and the app will send the needed data in the background.
Locks, locksets, portable locks, and key systems	Bricard, Legge	2023/2024	SimonsVoss PinCode keypad AX, a BLE-based pincode keypad suitable for communication with SimonsVoss based AX products, with a range up to 1.5 meters.
			Bricard Evidence handle range for commercial and residential markets, with an exclusive and unique rose fixation and adjustment design, functionality and finishes.
			Bricard Bi-Pass key is equipped with an integrated RFID tag, enabling seamless operation of both mechanical and electronic access control devices.
			Next generation of multi-function mortice locks, 991 Multi-Function Mortice Lock Series (Legge), allows easy conversions and anti-lockout function.
			SimonsVoss AXM Plus Software, first on-premise software variant with an optional

Services and software	SimonsVoss, Zentra	2023/2024	cloud connection, to give customers the opportunity to deploy mobile credentials in a virtual networked environment. Multifamily access control solution providing a turnkey, simple, secure and smart offering of software and integrated hardware covering all access needs for the building (Zentra).
-----------------------	--------------------	-----------	---

Industry and Competition

We serve customers within institutional, commercial and residential construction and remodeling markets throughout North America, Europe, Asia and Oceania. We expect the security products industry will continue to benefit from favorable trends such as increased concerns about safety and security, and technology-driven innovation that enables seamless access and a better user experience as people and assets traverse multiple locations and facilities. Further, we expect continued growth in connected security products and solutions as end-users continue to adopt newer technologies, including mobile solutions and artificial intelligence, in their facilities and single and multi-family homes.

The security products markets are highly competitive and fragmented throughout the world, with a number of large multi-national companies and thousands of smaller regional and local companies. This high degree of fragmentation primarily reflects local regulatory requirements and highly variable end-user needs. We believe our principal global competitors are Assa Abloy AB and dormakaba Group. We also face competition in various markets and product categories throughout the world, including Fortune Brands Innovations, Inc. in the North American residential market. As we move into more technologically advanced product categories, we may also compete against new, more specialized competitors.

Our success depends on a variety of factors, including brand and reputation, knowledge and expertise in our industry, product breadth, innovation, integration with popular technology platforms, quality and delivery capabilities, price and service capabilities. As many of our businesses sell through distribution, our success also depends on building and partnering with a strong channel network. We compete based on the breadth, innovation and quality of our products and solutions, pricing, our ability to custom-configure solutions to meet individual end-user requirements and our global supply chain.

Products and Services

We offer the following extensive and versatile portfolio of security and access control products and solutions across a range of market-leading brands:

- *Door controls, door control systems, and exit devices:* An extensive portfolio of life-safety products and solutions generally installed on fire doors and facility entrances and exits. Exit devices, also known as panic hardware, provide rapid egress to allow building occupants to exit safely in an emergency. Door controls and systems include mechanical door closers, automatic door operators, as well as high-performance interior and storefront door systems. In addition, we offer a full range of automatic entrance solutions, including sliding, swing, folding and ICU doors, as well as an array of sensors, controls and security options for commercial and institutional buildings;
- *Doors, glass and door systems, and accessories:* A portfolio of hollow metal doors and frames, glass and specialty door systems, as well as a variety of additional security products and components, including hinges, door pulls, door stops, bike lights, louvers, weather stripping, thresholds and other accessories, as well as certain bathroom fittings and accessibility aids;
- *Electronic security products and access control systems, including time, attendance and workforce productivity:* A broad range of electronic locks, electronic door closers and exit devices, access control products and systems, credentials and credential readers and accessories, including Bluetooth Low Energy, Power over Ethernet and cloud-based solutions, including products designed to help business customers manage and monitor workforce access, attendance and employee scheduling;
- *Locks, locksets, portable locks, and key systems:* A broad array of cylindrical, tubular and mortice door locksets, security levers and master key systems that are used to protect and control access and a range of portable security products, including bicycle, small vehicle and travel locks; and
- *Services and software:* Our Stanley Access Technologies business offers extensive planned inspection, maintenance and repair services for its automatic entrance solutions throughout the U.S. and Canada. Additionally, we offer software as a service ("SaaS") offerings throughout the U.S. and internationally, including access control, platform integration and workforce management solutions through our Interflex business. We also offer ongoing aftermarket services, design and installation offerings and locksmith services in select locations.

Customers

We sell most of our products and solutions through distribution and retail channels, including specialty distribution, e-commerce and wholesalers. We have built a network of channel partners that help our customers choose the right solution to meet their security needs and help commercial and institutional end-users fulfill and install orders. We also sell through a variety of retail channels, including large do-it-yourself home improvement centers, multiple online and e-commerce platforms, as well as small, specialty showroom outlets. We work with our retail partners on developing marketing and merchandising strategies to maximize their sales per square foot of shelf space. Through a few of our businesses, most notably Stanley Access Technologies, Interflex and our Global Portable Security brands, we also provide products and services directly to end-users.

Our 10 largest customers represented approximately 27% of our total Net revenues in 2024. No single customer represented 10% or more of our total Net revenues in 2024.

Sales and Marketing

In markets where we sell through commercial and institutional distribution channels, we employ sales professionals around the world who work with a combination of end-users, security professionals, architects, contractors, engineers and distribution partners to develop specific, custom-configured solutions to meet our end-users' needs. Our field sales professionals are assisted by specification writers who work with architects, engineers and consultants to help design door openings and security systems to meet end-users' functional, aesthetic and regulatory requirements. Both groups are supported by dedicated customer care and technical sales-support specialists worldwide. We also support our sales efforts with a variety of marketing efforts, including trade-specific advertising, cooperative distributor merchandising, digital marketing and marketing at a variety of industry trade shows.

In markets where we sell through retail and homebuilder distribution channels, we have teams of sales, merchandising and marketing professionals who help drive brand and product awareness through our channel partners and to consumers. We utilize a variety of advertising and marketing strategies, including traditional consumer media, retail merchandising, digital marketing, retail promotions and builder and consumer trade shows, to support these teams.

We also work actively with several industry bodies around the world to help promote effective and consistent safety and security open platform standards. For example, we are members of the American Association of Automatic Door Manufacturers (AAADM), Builders Hardware Manufacturers Association (BHMA), Connectivity Standards Alliance (CSA), Construction Specification Institute, Door and Hardware Institute (DHI), FiRa Consortium, National Association of State Fire Marshals (NASFM), Partner Alliance for Safer Schools (PASS), Physical Security Interoperability Alliance (PSIA), Security Industry Association (SIA), Security Technology Alliance, Z-Wave Alliance, The European Federation of Associations of Locks and Builders Hardware Manufacturers (ARGE), ASSOFERMA (Italy), BHE (Germany), Door Hardware Federation (UK), Open Security Standards Association (Germany) and UNIQ (France).

Production and Distribution

We manufacture products in several geographic markets around the world. We operate 34 principal production and assembly facilities – 21 in our Allegion Americas segment and 13 in our Allegion International segment. We own 16 of these facilities and lease the others. Our strategy is to produce in the region of use, wherever appropriate, to allow us to be closer to the end-user and increase efficiency and timely product delivery. Much of our U.S. based residential portfolio is manufactured in the Baja region of Mexico under the Maquiladora, Manufacturing and Export Services Industry ("IMMEX") program. In managing our network of production and assembly facilities, we focus on continuous improvement in customer experience, employee health and safety, productivity, resource utilization and operational excellence.

We distribute our products through a broad network of channel partners. In addition, third-party manufacturing and logistics providers perform certain manufacturing, storage and distribution services for us to support certain parts of our manufacturing and distribution network.

Raw Materials

We continue to support our region-of-use production strategy with corresponding region-of-use supplier partners for much of our supply base. Our global and regional commodity teams work with production leadership, product management and materials management teams to source materials for production. Where appropriate, we may enter fixed-cost contracts to lower overall costs.

We purchase a wide range of raw materials, including steel, zinc, brass and other non-ferrous metals, as well as other parts and components, such as electronic components, to support our production facilities.

Intellectual Property

Intellectual property, inclusive of certain patents, trademarks, copyrights, know-how, trade secrets and other proprietary rights, is important to our business. We create, protect and enforce our intellectual property investments in a variety of ways. We work actively in the U.S. and internationally to try to ensure the protection and enforcement of our intellectual property rights. We use trademarks on nearly all of our products and believe such distinctive marks are an important factor in creating a market for our goods, in identifying us and in distinguishing our products from others. We consider our CISA, Interflex, LCN, Schlage, SimonsVoss, Von Duprin and other associated trademarks to be among our most valuable assets, and we have registered these trademarks in a number of countries. Although certain proprietary intellectual property rights are important to our success, we do not believe we are materially dependent on any particular patent or license, or any particular group of patents or licenses.

Facilities

We operate through a broad network of sales offices, engineering centers, 34 principal production and assembly facilities and several distribution centers throughout the world. Our active properties represent approximately 7.7 million square feet, of which approximately 44% is leased. The following table shows the location of our principal production and assembly facilities under the business segments in which they operate:

Production and Assembly Facilities

Allegion Americas	Allegion International
Blue Ash, Ohio	Auckland, New Zealand
Chino, California	Blackburn, Australia
Ensenada, Mexico	Brooklyn, Australia
Everett, Washington	Clamecy, France
Farmington, Connecticut	Durchhausen, Germany
Greenfield, Indiana (2)	Faenza, Italy
Indianapolis, Indiana	Feuquieres, France
Irving, Texas	Monsampolo, Italy
Jurong, Singapore	Osterfeld, Germany
Longueuil, Canada	Renchen, Germany
McKenzie, Tennessee	Valencia, Spain
Mississauga, Canada	Veenendaal, Netherlands
Perrysburg, Ohio	Zawiercie, Poland
Pico Rivera, California	
Princeton, Illinois	
Queretaro, Mexico	
Security, Colorado	
Snoqualmie, Washington	
Tecate, Mexico	
Tijuana, Mexico	

Research and Development

We are committed to investing in our research and development capabilities with a focus on innovations that will deliver growth through the introduction of new products and solutions. In addition, we invest in initiatives that continuously drive improvements in product cost, quality, safety and sustainability.

Our research and development resources are managed globally to permit leveraging of innovative technologies and product platforms across businesses as well as to optimize development cost and resource efficiency. Our regionally located resources leverage expertise in local standards and configurations and apply those to adapt products for the benefit of our customers. Further, we operate a global technology center in Bengaluru, India, which augments and supports our regional engineering and technology teams.

Seasonality

Our business experiences seasonality that varies by product and service line. For instance, as more construction and do-it-yourself projects occur during the second and third calendar quarters in the Northern Hemisphere, our security product sales related to those projects are typically higher in those quarters than in the first and fourth quarters. However, certain other businesses typically experience higher sales in the fourth quarter due to demand for services and project timing.

Human Capital

Our human capital strategy is based on our values and is foundational to achieving our business strategy. Our workplace culture is based on practices that reward performance, provide growth and development opportunities, and support employees with competitive compensation and benefits packages. As a testament to this, Allegion received the 2024 Gallup Exceptional Workplace Award. This award recognizes the most engaged workplace cultures in the world.

As of December 31, 2024, we had approximately 14,400 employees worldwide. Approximately 48% of employees are employed within the U.S. and approximately 52% based outside the U.S. Among our U.S. based employees, approximately 14% were subject to collective bargaining agreements with various labor unions. Outside the U.S., we have employees in certain countries, particularly in Europe, that are represented by an employee representative organization, such as a works council. Our employee base is supplemented by contingent labor where business demand fluctuates or we experience short-term needs for specialized skills. We believe our relations with our workforce in both unionized and non-unionized settings are generally positive.

Talent Attraction and Retention

Our employer brand creates a differentiated employee experience intended to attract and retain the right talent for Allegion. Our talent attraction efforts are focused on and highlight a culture that reflects our core values, Allegion leadership behaviors and business objectives.

We want to attract talent with core capabilities relevant to our long-term corporate business strategy: customer focus, innovation, partnering, pace and agility and collaboration. We use a variety of recruitment tactics to ensure a strong base of labor for manufacturing operations and to build the base of talent with these capabilities. Throughout the recruitment cycle, we provide a technology-enabled seamless experience for internal and external candidates and hiring managers. Our compensation and benefit programs are designed to be competitive in the geographies where we work, including a total rewards package (which varies by country/region) that includes hourly and salaried compensation, performance-based incentive and long-term equity incentive plans, retirement, insurance and government social welfare programs, disability and family leave, health and wellness programs, education benefits to pursue degrees and certifications and additional offerings to support financial stability and personal planning.

Talent Development and Succession Planning

Talent development and succession planning are key components of the Allegion Operating System, which supports governance, reporting processes and management of the business. Our performance management system includes annual performance reviews for all permanent salaried employees. Talent development and succession planning takes place at all levels of the organization and is supported through individual career mapping, assessment of performance and talent pipeline planning up to and including the executive leadership team ("ELT"). As part of their quarterly business review, the ELT reviews talent development, focusing on developing a diverse succession pipeline. These cross-functional reviews highlight individuals who are ready for new opportunities, individuals who are on a special assignment or project and individuals early in their career that demonstrate emerging leadership skills.

Learning and Development

Opportunities for ongoing learning and development are delivered to employees through structured coursework, on-site and expert-led training and experiential, applied development. The Allegion Academy is offered globally, supporting multiple languages and providing thousands of self-guided online courses. We offer programs to provide successive levels of development, including re-skilling and upskilling existing employees, as well as strengths-based leadership curriculum and global programs for employee mentoring and coaching.

Culture and Engagement

Culture and engagement are also parts of the Allegion Operating System. Engagement surveys provide a mechanism to gather direct employee feedback, give team leaders insights on potential areas of focus and allow leaders to prioritize and act on their teams' foundational, inclusion, growth and development needs. Strengths-based leadership is an element of our commitment to inclusion: the more employees understand their own strengths, the better equipped they are to add value and appreciate the contributions of diverse members of their teams.

We believe in fundamental standards that support our employees, while building and maintaining diverse and inclusive workplaces. Employee-led resource and affinity groups provide opportunities for women's leadership, early career professionals, allies and members of the LGBTQIA+, Black, veteran and Hispanic communities, among others.

Employee Health and Safety

Employee health and safety are top priorities and integral to the Company's growth strategy. 'Be safe, be healthy' is a core organizational value in our proactive safety culture.

The ELT, with oversight from our Board of Directors, is responsible for risk management, employee accountability, safety hazard recognition and executing safety initiatives. We monitor leading and lagging indicators related to health and safety as part of our ongoing management of the Allegion Operating System and regularly update the Corporate Governance and Nominating Committee of the Board of Directors on key developments and employee health and safety topics.

Regulatory Matters

We are subject to a variety of federal, state and local laws and regulations, both within and outside the U.S., relating to Environmental, Health and Safety ("EHS") matters. We are committed to conducting business in a safe, environmentally responsible and sustainable manner, in compliance with all applicable EHS laws and regulations, as well as some applicable voluntary programs and collective agreements. We continuously work to promote and protect the health and safety of our environment, associates, customers, contractors and members of our local communities worldwide. We operate with principles and practices that support our commitments, including:

- Integrating sound EHS and sustainability strategies in all elements of our business, we set quantitative metrics and targets to provide clear accountability and to monitor and measure improvement in EHS performance;

- Conducting periodic, formal evaluations and audits of our compliance status, while also routinely reviewing our objectives and metrics;
- Fostering a workplace culture where everyone at Allegion is responsible for safety;
- Implementing measures to enhance internal and external stakeholder awareness of our environmental management policy and its impacts;
- Establishing prioritization and action plans to continuously improve our EHS and sustainability management systems and performance; this includes reduction in use of natural resources, minimization of waste and prevention of pollution, as well as prevention and elimination of workplace accidents, injuries and risks;
- Designing, operating and maintaining our facilities in a manner that minimizes negative EHS and sustainability impacts;
- Using materials responsibly, including, where feasible, the recycling and reuse of materials; and
- Acting in a way that shows sensitivity to community concerns about EHS and sustainability issues.

We recognize that these principles are critical to our future success. We are currently engaged in site investigations and remediation activities to address environmental cleanup from past operations at current and former production facilities. We also regularly evaluate our remediation methods that are in addition to, or in replacement of, those we currently utilize based upon enhanced technology and regulatory changes. We are sometimes a party to environmental lawsuits and claims and have, from time to time, received notices of potential violations of environmental laws and regulations from the U.S. Environmental Protection Agency ("EPA") and similar state authorities. We have also been identified as a potentially responsible party ("PRP") for cleanup costs associated with off-site waste disposal at federal Superfund and state remediation sites. For all such sites, there are other PRPs and we believe our involvement is minimal.

In estimating our liability, we have assumed that we will not bear the entire cost of remediation of any site to the exclusion of other PRPs who may be jointly and severally liable. The ability of other PRPs to participate has been taken into account, based on our understanding of the parties' financial condition and probable contributions on a per site basis. Additional lawsuits and claims involving environmental matters are likely to arise from time to time in the future. For a further discussion of our potential environmental liabilities, see Notes 2 and 21 to the Consolidated Financial Statements.

Environmental, social and governance ("ESG") factors important to our business are embedded into our values and our leadership's commitment to create a workplace culture committed to doing the right thing in the right way. Our Board of Directors oversees the Company's ESG strategies, goals and performance, and both our leadership and employees all have a responsibility to uphold excellence, as we believe our commitment to ESG matters helps advance engagement and business vitality. Additional information about our ESG priorities and progress may be found in the ESG section of our website (found under the ESG tab at www.allegion.com). The website highlights our ongoing progress and advancements in ESG matters, and includes our materiality matrix of ESG priorities.

Available Information

We are required to file annual, quarterly and current reports, proxy statements and other documents with the SEC under the Exchange Act. The SEC maintains an Internet website that contains reports, proxy and information statements and other information regarding issuers that file electronically with the SEC. The public can obtain any documents that are filed by us at www.sec.gov.

In addition, the Company's Annual Report on Form 10-K, as well as future quarterly reports on Form 10-Q, current reports on Form 8-K and any amendments to all of the foregoing reports, are made available free of charge on our investor website (investor.allegion.com) as soon as reasonably practicable after such reports are electronically filed with or furnished to the SEC.

Throughout this Annual Report on Form 10-K, we refer to additional information that may be found or is available on our websites. The information contained on, or that may be accessed through, our websites is not incorporated by reference into, and is not part of, this Annual Report on Form 10-K.

Item 1A. **RISK FACTORS**

We are subject to future events, risks and uncertainties – many of which are beyond our control – that could materially and adversely affect our business, financial condition, results of operations and cash flows. You should carefully consider the risk factors discussed below, together with all the other information included in this Form 10-K, in evaluating us and our securities. If any of the events, risks or uncertainties below actually occurs, our business, financial condition, results of operations and cash flows could be materially and adversely affected. Any such adverse effect may cause the trading price of our securities to decline, and as a result, you could lose all or part of your investment in us. Our business, financial condition, results of operations and cash flows may also be materially and adversely affected by events, risks and uncertainties not known to us or events, risks and uncertainties that we currently believe to be immaterial.

Economic, Market and Financial Risks

Our business performance is impacted by the strength of the institutional, commercial and residential construction and remodeling markets and global macroeconomic factors.

Demand for our security products and solutions relies on the institutional, commercial, and residential construction and remodeling markets, which are marked by cyclicalities based on national, regional and local economic conditions, including consumer confidence and disposable income, corporate and government spending, work-from-home trends, availability of credit and demand for new housing and infrastructure. As a result, weakness or instability in one or more of these markets could slow demand for new construction or remodeling projects and cause current and potential customers to delay or cancel capital projects or otherwise choose not to make purchases, which could negatively impact the demand for our products and solutions and result in declines in our revenues, profitability and cash flows. In the recent past, our business operations and performance were also impacted by global macroeconomic challenges, including supply chain disruptions and delays, material, electronic component and labor shortages, prolonged periods of cost inflation, and increased interest rates. Negative macroeconomic trends, future market disruptions or uncertainty related to potential changes to fiscal and monetary policy and/or trade policy, including the imposition, or threatened imposition, of tariffs and potential retaliatory trade restrictions, may make it more challenging for us to manufacture and deliver products to our customers, could cause periodic production interruptions and supply constraints, impact our ability to forecast and plan for future business activities and, if not adequately managed by us, could cause a material adverse impact on our business, results of operations, financial condition and cash flows.

Increased prices, whether due to inflationary pressures or other factors, could negatively impact our margin performance and our financial results.

Higher prices for raw materials, parts and components, freight, packaging, labor and energy, whether caused by inflationary pressures or other geopolitical factors, such as new or increased tariffs, duties, or other charges as a result of changes to U.S. or international trade policies or trade agreements, increase our costs to manufacture and distribute our products and services, and we may be unable to pass these increased costs on to our customers. We do not currently use financial derivatives to hedge against volatility in commodity prices; however, we utilize firm purchase commitments, where possible, to help mitigate risk. The pricing of some materials, parts and components we use is based on market prices. To mitigate this exposure, we may use annual price contracts to minimize the impact of inflation and to benefit from deflation. However, these hedging and pricing strategies may not fully protect us against cost increases caused by factors such as new or increased tariffs, changing import duties, market illiquidity and specific local regulations.

Additionally, we are exposed to fluctuations in other costs such as packaging, freight, labor and energy prices. If these costs increase beyond our ability to control for them through measures such as implementing operating efficiencies, or we are not able to increase prices to sufficiently offset the effect of various cost increases without negatively impacting customer demand, our margin performance and results of operations would be negatively impacted.

Our global operations subject us to political, economic and regulatory risks, including uncertainty related to the imposition of new or increased tariffs and the global trade environment more generally.

Our businesses operate around the world in various geographic regions and product markets. Additionally, we procure various products, parts, components and services from supplier partners located throughout the world. Our global operations depend on products manufactured, purchased and sold in the U.S. and internationally, including in Australia, Canada, China, Europe, Mexico, New Zealand and the Middle East. The political, economic and regulatory environments in which we operate are becoming increasingly volatile and uncertain. Accordingly, we are subject to multiple risks that are inherent in operating and sourcing globally, including:

- Changes to trade agreements, foreign trade policies, sanctions, import and export regulations, including the imposition or threatened imposition of new or increased tariffs, quotas, customs duties and similar restrictions, as well as retaliatory actions that may be imposed by other governments in response to such tariffs or other trade restrictions;
- Changes in applicable tax regulations and interpretations;
- Economic downturns;

- Social and political unrest, instability, national and international conflict, including the conflicts in the Middle East and the war between Russia and Ukraine, border closures, civil disturbances, terrorist acts and other geographical disputes and uncertainties;
- Government measures to restrict business activity, for example, to prevent the spread of a communicable disease;
- Changes in laws and regulations or imposition of currency restrictions and other restraints in various jurisdictions;
- Limitation of ownership rights, including expropriation of assets by a local government, and limitation on the ability to repatriate earnings;
- Sovereign debt crises and currency instability in developed and developing countries;
- Difficulty in staffing and managing global operations;
- Difficulty in enforcing agreements, collecting receivables and protecting assets through non-U.S. legal systems; and
- Difficulty in transporting materials, components and products.

These risks have increased our cost of doing business in the U.S. and internationally. These risks may also increase our counterparty risk, disrupt our operations, disrupt the ability of suppliers and customers to fulfill their obligations, increase our effective tax rate, increase the cost of our products, limit our ability to sell products and services in certain markets, reduce our operating margin and cash flows and/or negatively impact our ability to compete.

As an example, in February 2025, the U.S. government announced tariffs on imports from Canada, Mexico and China, countries from which we manufacture and/or export products and components. Subsequently, the tariffs on Canada and Mexico were paused. We are evaluating the potential impact of these actions and considering what, if any, steps we take to mitigate the impact of the tariffs. We estimate we source approximately 20-25% of Cost of goods sold from Mexico and less than 5% of Cost of goods sold from China. The degree to which any new or increased tariffs would impact our business and results of operations is largely dependent on factors outside of our control, including if the tariffs are ultimately implemented, the timing, duration and magnitude of their implementation, and responses or retaliatory actions taken by other countries or regions. We can give no assurance that the impact of any tariffs will not have a material adverse effect upon our results of operations, financial condition or liquidity or that actions we may take to mitigate the impact of the tariffs will be effective.

Currency exchange rate fluctuations have had, and may continue to have, an adverse effect on our business, financial condition, results of operations and cash flows.

We are exposed to a variety of market risks, including the effects of changes in currency exchange rates. See "Part II, Item 7A. Management's Discussion and Analysis of Financial Condition and Results of Operations – Quantitative and Qualitative Disclosures About Market Risk."

Approximately 24% of our 2024 Net revenues were derived outside the U.S., and we expect sales to non-U.S. customers to continue to represent a significant portion of our consolidated Net revenues. Although we may enter into currency exchange contracts to reduce our risk related to currency exchange fluctuations, changes in the relative fair values of currencies occur from time to time and in some instances have had a significant impact on our results of operations. We do not hedge against all our currency exposure, and therefore, our results of operations will continue to be susceptible to impacts from currency fluctuations.

We also translate assets, liabilities, revenues and expenses denominated in non-U.S. dollar currencies into U.S. dollars for our Consolidated Financial Statements based on applicable exchange rates. Consequently, fluctuations in the value of the U.S. dollar compared to other currencies may have a material impact on the value of these items in our Consolidated Financial Statements, even if their value has not changed in their original currency. Further, certain of our businesses may invoice customers in a currency other than its functional currency, or may be invoiced by suppliers in a currency other than its functional currency, which could result in unfavorable translation effects on these businesses and our results of operations.

We may be required to recognize impairment charges for our goodwill, indefinite-lived intangible assets and other long-lived assets.

At December 31, 2024, the net carrying value of our goodwill and other indefinite-lived intangible assets totaled approximately \$1.5 billion and \$101 million, respectively. Pursuant to U.S. generally accepted accounting principles ("GAAP"), we are required to annually assess our goodwill and indefinite-lived intangible assets for impairment. In addition, interim assessments must be performed for these and other long-lived assets whenever events or changes in circumstances indicate that an impairment may have occurred. Significant disruptions to our business or end market conditions, protracted economic weakness (including a potential economic downturn or recession), unexpected significant declines in operating results of reporting units, divestitures or market capitalization declines may result in recognition of impairment charges to our goodwill, indefinite-lived intangible or other long-lived assets. Any charges relating to such impairments could have a material adverse impact on our results of operations in the periods when recognized.

The capital and credit markets are important to our business.

Future instability in U.S. and global capital and credit markets, including market disruptions, limited liquidity and interest rate volatility or reductions in the credit ratings assigned to us by independent ratings agencies, could reduce our access to capital

markets, increase our costs of borrowing or adversely impact our ability to obtain favorable financing terms in the future. In particular, if we are unable to access capital and credit markets on terms that are acceptable to us, we may not be able to execute potential merger and acquisition plans, make other investments or fully execute our business plans and strategy.

Our suppliers and customers are also dependent upon the capital and credit markets. Limitations on the ability of customers, suppliers or financial counterparties to access credit could lead to insolvencies of key suppliers and customers, limit or prevent customers from obtaining credit to finance purchases of our products and services, delay institutional, commercial and/or residential construction and remodeling projects and cause delays in the delivery of key products from suppliers.

There are risks associated with our outstanding and future indebtedness.

We had approximately \$2 billion of outstanding indebtedness at December 31, 2024. In addition, we have a senior unsecured revolving credit facility (the "Revolving Facility") that permits borrowings of up to \$750 million. A portion of our cash flows from operations is dedicated to servicing our indebtedness and will not be available for other purposes, including our operations, capital expenditures, payment of dividends, share repurchases or future business opportunities or other strategic investments.

At December 31, 2024, our borrowings included a variable rate term loan facility (the "Term Facility", and together with the Revolving Facility, the "Credit Facilities"). The Credit Facilities had a combined outstanding variable rate balance of \$212.5 million at December 31, 2024, which exposes us to variable interest rate risk. We are also exposed to the risk of continued rising interest rates to the extent we fund our short or long-term financing needs with variable-rate borrowings under the Revolving Facility. If variable base rates under the Credit Facilities continue to increase in the future, our Interest expense could increase as well. For more details about our interest rate exposure under the Credit Facilities, please see Part II. Item 7A.

Our ability to make scheduled payments or to refinance our debt obligations depends on our financial and operating performance, which is subject to prevailing economic and competitive conditions and to certain financial, business and other factors beyond our control, such as the credit ratings assigned to us by independent ratings agencies or our ability to access capital markets on acceptable terms. If our cash flows and capital resources are insufficient to fund our debt service obligations, we may be forced to reduce or delay capital expenditures, reduce or eliminate the payment of dividends, sell assets, seek additional capital or seek to restructure or refinance our indebtedness. These alternative measures may not be successful and may not permit us to meet our scheduled debt service obligations. In such event, we could face substantial liquidity problems and might be required to sell material assets or operations to attempt to meet our debt service and other obligations. If we are not able to maintain compliance with stated financial covenants or if we breach other covenants in any debt agreement, we could be in default under such agreement or trigger a cross-default of other debt instruments. Such a default would adversely affect our credit ratings, may allow our creditors to accelerate the related indebtedness, and may result in the acceleration of any other indebtedness to which a cross-acceleration or cross-default provision applies.

Strategic and Operational Risks

Increased competition, including from technological developments, could adversely affect our business.

The markets in which we operate include a large number of participants, including multi-national, regional and small, local companies. We primarily compete on the basis of quality, innovation, expertise, effective channels to market, breadth of product offering and price. We may be unable to effectively compete on all these bases. Further, in a number of our product offerings, we compete with our retail customers and technology partners who use their own private labels. If we are unable to anticipate evolving trends in the market or the timing and scale of our competitors' activities and initiatives, including increased competition from private label brands, the demand for our products and services could be negatively impacted.

In addition, we compete in an industry that is experiencing the convergence of mechanical, electronic and digital products. Technology and innovation play significant roles in the competitive landscape. Our success depends, in part, upon the research, development and implementation of new technologies and products including obtaining, maintaining and enforcing necessary intellectual property protections. Securing and maintaining key partnerships and alliances, recruiting and retaining highly skilled and qualified employee talent and having access to technologies, services, intellectual property and solutions developed by others will play a significant role in our ability to effectively compete. The continual development of new technologies, such as artificial intelligence and machine learning, by existing and new competitors, including non-traditional competitors with significant resources, could adversely affect our ability to sustain operating margins and desirable levels of sales volumes. To remain competitive, we must develop new products and service offerings and respond to new technologies in a timely manner.

Our growth is dependent, in part, on the development, commercialization and acceptance of new products and services.

We must develop and commercialize new products and services that meet the varied and evolving needs of our customers and end-users in order to remain competitive in our current and future markets and in order to continue to grow our business. End users are continually adopting more advanced technologies in their facilities and homes, accelerated by the increasing adoption of IoT technologies and connected devices, which will require us to devote significant effort and resources to the development, maintenance and enhancement of our IT Systems (as defined below) and other infrastructure required to support and/or enhance the functionality of our electronic products and solutions. The speed of development by our competitors and new market

entrants is increasing. We cannot provide any assurance that any new product or service will be successfully commercialized in a timely manner, if ever, or, if commercialized, will result in returns greater than our investment. Investment in a product or service could divert our attention and resources from other projects that become more commercially viable in the market. We also cannot provide any assurance that any new product or service will be accepted by the market.

Changes in customer and consumer preferences and the inability to maintain beneficial relationships with large customers could adversely affect our business.

We have significant customers, particularly major retailers, although no one customer represented 10% or more of our total Net revenues in any of the past three fiscal years. The loss or material reduction of business, either due to a reduction in demand from one or more of our significant customers, or our inability to timely meet any elevated level of customer demand for various reasons, the lack of success of sales initiatives or changes in customer preferences or loyalties for our products related to any such significant customer could have a material adverse impact on our business. In addition, major customers who are volume purchasers are much larger than us and have strong bargaining power with their suppliers. This limits our ability to recover cost increases through higher selling prices. Furthermore, unanticipated inventory adjustments by these customers can have a negative impact on sales.

We also sell our products through various trade channels, including traditional retail and e-commerce channels. If we or our major customers are not successful in navigating the shifting consumer preferences to distribution channels such as e-commerce, our expected future revenues may be negatively impacted.

If our products or solutions fail to meet certification and specification requirements, are defective, cause, or are alleged to have caused, bodily harm or injury, or otherwise fall short of end-users' needs and expectations, our business may be negatively impacted.

The security and access control product markets we serve often have unique certification and specification requirements, reflecting local regulatory requirements and highly variable end-user needs. While we strive to meet all certification and specification requirements, if any of our products or solutions do not meet such requirements, or contain, or are perceived to contain, defects or otherwise fall short of end-users' needs and expectations, fail to perform as intended, or are otherwise alleged to result in property damage, bodily injury and/or death we may become subject to personal injury lawsuits and/or product liability claims, and if found liable, may incur significant costs, which could negatively impact our business, results of operations or financial condition.

Additionally, electronic security products and solutions are increasingly more sophisticated and technologically complex than the mechanical security products we sell and have an increased risk of design, cybersecurity or manufacturing defects, which could lead to recalls, product replacements or modifications, write-offs of inventory or other assets and significant warranty and other expenses. Product quality issues could also adversely affect the end-user experience, resulting in reputational harm, loss of competitive advantage, poor market acceptance, reduced demand for products and solutions, delay in new product and service introductions and lost sales. Further, adverse publicity, whether or not justified, or allegations of product or service quality issues, even if false or unfounded, could damage our reputation and negatively affect our sales.

Our business and innovation strategies include making acquisitions of, and investments in, external companies. These acquisitions and investments could be unsuccessful, consume significant resources or increase our exposure to cybersecurity, data privacy or other regulatory risks, which could adversely affect our business, financial condition, results of operations and cash flows.

Our long-term growth strategies include the acquisition of businesses or product lines to strengthen our industry position, enhance our existing set of products and services offerings or expand into adjacent markets. However, we cannot provide assurance that we will identify or successfully complete acquisitions with suitable candidates in the future, nor can we provide assurance that completed or future acquisitions will be successful or otherwise achieve the anticipated strategic and financial benefits, including cost and revenue synergies.

Acquisitions often place significant demands on management, operational and financial resources, which could decrease management's capacity to focus on other important business strategies or divert resources from other parts of our business. Further, the success of future or completed acquisitions will depend, in large part, on the successful integration of operations, sales and marketing, information technology, finance and administrative operations. We cannot provide assurance that we will be able to successfully integrate these new businesses. Additionally, the financing of future business acquisitions may increase our leverage, impact our credit rating and/or diminish our financial position and ability to re-invest in our existing businesses. Future acquisitions may also be dependent on our ability to access the capital and credit markets to obtain new debt or equity financing to fund the purchase price on terms that are acceptable to us.

Some of the businesses we may seek to acquire may be marginally profitable or unprofitable. For these businesses to achieve acceptable levels of profitability, we may need to improve their management, operations, products and market penetration or incur significant capital expenditures. We may not be successful in this regard, the costs of doing so may exceed our original estimates or we may encounter other potential difficulties.

Acquisitions also involve numerous other risks, including:

- Difficulties in obtaining and verifying the financial statements and other business information of acquired businesses;
- Our ability to raise capital on reasonable terms to finance attractive acquisitions;
- Inability to obtain regulatory approvals and/or required financing on favorable terms;
- Potential loss of key employees, key contractual relationships or key customers of acquired companies or of us;
- Difficulties competing in any new markets we may enter;
- Assumption of the liabilities and exposure to unforeseen liabilities (including, but not limited to, regulatory, legal and product or personal liability claims) of acquired companies;
- Cybersecurity related vulnerabilities or data security incidents that may be present in the IT Systems of acquired companies, or emerge when integrating the acquired company into our IT Systems;
- Dilution of interests of holders of our ordinary shares through the issuance of equity securities or equity-linked securities;
- Labor disruptions, work stoppages or other employee-related issues, particularly if employees of the acquired companies are represented by labor unions or trade councils; and
- Difficulty in integrating financial reporting systems and implementing controls, procedures and policies, including disclosure controls and procedures and internal control over financial reporting appropriate for public companies of our size at companies that, prior to the acquisition, had lacked such controls, procedures and policies.

Further, as part of our innovation strategy, from time to time we invest in start-up companies and/or development stage technology or other companies. In evaluating these opportunities, we follow a structured evaluation process that considers factors such as potential financial returns, new expertise in emerging technology and business benefits. Despite our best efforts to calculate potential return and risk, some or all of the companies we invest in may be unprofitable at the time of, and subsequent to, our investment. We may lose money in these investments, including the potential for future impairment charges on the investments, and the anticipated benefits of the technology and business relationships may be less than expected.

We may pursue business opportunities that diverge from our core business.

We may pursue business opportunities that diverge from our core business, including expanding our products or service offerings, seeking to expand our products and services into new international markets, investing in new and unproven technologies and forming new alliances with companies to develop and distribute our products and services. We can offer no assurance that any such business opportunities will prove successful. Certain international markets may be slower than our established markets in adopting our services and products, and our operations in such markets may not develop at a rate that supports our level of investment. Among other negative effects, our investment in new business opportunities may exceed the returns we realize. New investments could have higher cost structures than our current business, which could reduce operating margins and require more working capital. In the event that working capital requirements exceed operating cash flow, we may be required to draw on the Revolving Facility or pursue other external financing, which may not be readily available. Additionally, our pursuit of new business opportunities that diverge from our core business may expose us to different risks and uncertainties other than those described in this “Risk Factors” section or elsewhere in this Annual Report on Form 10-K. In addition to the risks outlined above, expansion into certain new markets may require us to compete with local businesses with greater knowledge of the market, including the tastes and preferences of end-users, and higher market shares.

Our strategic initiatives, including enterprise excellence efforts among other significant capital expenditure projects, may not achieve the improvements or financial returns we expect.

We utilize a number of tools to improve efficiency and productivity. Implementation of new processes to our operations could cause disruptions and may prove to be more difficult, costly or time consuming than expected. Additionally, from time to time, we undertake substantial capital projects for varying reasons, such as to increase production capacity or to insource certain products, parts or components. We invest in areas we believe best align with our business strategies and that will optimize future returns. However, there can be no assurance that all our planned enterprise excellence projects or other capital expenditures will be fully implemented, or if implemented, will realize the expected improvements or financial returns.

We may not be able to effectively manage and implement restructuring initiatives or other organizational changes.

We have, from time to time, restructured or made other adjustments to our workforce and manufacturing footprint, and may need to do so in the future, in response to market or product changes, performance issues, changes in strategy, acquisitions and/or other internal or external considerations. These restructuring activities and other organizational changes often result in increased restructuring costs, diversion of management’s time and attention from daily operations, cybersecurity and other operational risks and temporarily reduced productivity. If we are unable to successfully manage and implement restructuring and other organizational changes, we may not achieve or sustain the expected growth or cost savings benefits of these activities or do so within the expected timeframe. These effects could recur in connection with future acquisitions and other organizational changes and our results of operations could be negatively affected.

The effects of global climate change or other unexpected events, including global health crises, may disrupt our operations and have a negative impact on our business.

The effects of global climate change, such as extreme weather conditions and natural disasters occurring more frequently or with more intense effects, or the occurrence of unexpected events including wildfires, tornadoes, hurricanes, earthquakes, floods, tsunamis and other severe hazards in the countries where we operate or sell products and services, could adversely affect our business, financial condition, results of operations and cash flows. These events could disrupt our operations by impacting the availability and cost of materials needed for manufacturing, cause physical damage or closure of our manufacturing sites or distribution centers, lead to loss of human capital and/or cause temporary or long-term disruption in the manufacturing or delivery of products and services to customers. These events and disruptions could also adversely affect our customers' and suppliers' financial condition or ability to operate, resulting in reduced customer demand, delays in payments received or supply chain disruptions. Further, these events and disruptions could increase insurance and other operating costs, including impacting our decisions regarding construction of new facilities to select areas less prone to climate change risks and natural disasters, which could result in indirect financial risks passed through the supply chain or other price modifications to our products and services.

Many governmental and other regulatory bodies worldwide are enacting regulations to mitigate the impacts of climate change. If we or others in our supply chain are required to comply with these laws and regulations, or if we choose to take voluntary steps to reduce or mitigate our impact on the climate, we may experience increased costs for energy, production, transportation, and raw materials, increased capital expenditures, or increased insurance premiums and deductibles, each of which could adversely impact our operations. In addition, inconsistent regulations among jurisdictions may also affect our cost to comply with such laws and regulations. Any assessment of the potential impact of future climate change legislation, regulations, or industry standards, as well as any international treaties and accords, is uncertain given the wide scope of potential regulatory change in the countries in which we operate.

Global health crises or outbreak and spread of a communicable disease or virus in the countries where we operate or sell products and provide services, could adversely affect our operations and financial performance. Further, any national, state or local government mandates or other orders taken to minimize the spread of a global health crisis could restrict our ability to conduct business as usual, as well as the business activities of our key customers and suppliers, including the potential for labor shortages. In particular, the ultimate extent of the impact of any epidemic, pandemic or other global health crisis on our business, financial condition and results of operations will depend on future developments which are highly uncertain and cannot be predicted.

We may be subject to risks relating to our information technology and operational technology systems.

We rely extensively on information technology and operational technology systems, networks and services including hardware, software, firmware and technological applications and platforms (collectively, "IT Systems") to manage and operate our business from end-to-end, including ordering and managing materials from suppliers, design and development, manufacturing, marketing, selling and shipping to customers, invoicing and billing, managing our banking and cash liquidity systems, managing our enterprise resource planning and other accounting and financial systems and complying with regulatory, legal and tax requirements. There can be no assurance that our current IT Systems will function properly. We have invested and will continue to invest in improving our IT Systems. Some of these investments are significant and impact many important operational processes and procedures. There is no assurance that newly implemented IT Systems will improve our current systems, improve our operations or yield the expected returns on the investments. In addition, the implementation of new IT Systems may be more difficult, costly or time consuming than expected and cause disruptions in our operations and, if not properly implemented and maintained, negatively impact our business. If our IT Systems cease to function properly or if these systems do not provide the anticipated benefits, our ability to manage our operations could be impaired.

We currently rely on third-party service providers for many of the critical elements of our global information and operational technology infrastructure, and their failure to provide effective support for such infrastructure could increase our cybersecurity risk or otherwise negatively impact our business and financial results.

We have outsourced many of the critical elements of our global information and operational technology infrastructure to third-party service providers in order to achieve efficiencies. If such service providers experience a disruption due to a cyberattack or other internal or external factors, or they do not perform or perform effectively, we may not be able to achieve the expected efficiencies and may have to incur additional costs to address failures in providing service by the service providers. Depending on the function involved, such non-performance, ineffective performance or failures of service may lead to business disruptions, processing inefficiencies or security breaches.

Disruptions or breaches of our information systems could adversely affect us.

Despite our implementation of cybersecurity measures, which have focused on prevention, mitigation, resilience and recovery, our network and products, including access solutions, may be vulnerable to cybersecurity attacks, computer viruses, malicious codes, malware, ransomware, phishing, social engineering, denial of service, hacking, break-ins and similar disruptions. Cybersecurity attacks and intrusion efforts are continuous and evolving, and in certain cases they have been successful at the

most robust institutions. The scope and severity of risks that cyber threats present have increased dramatically and include, but are not limited to, malicious software, ransomware attacks, attempts to gain unauthorized access to data or premises, exploiting weaknesses related to vendors or other third parties that could be exploited to attack our systems, denials of service and other electronic security breaches that could lead to disruptions in systems, unauthorized release of confidential or otherwise protected information and corruption of data. Any such event could have a material adverse effect on our business, financial condition, results of operations and cash flows as we face regulatory, reputational and litigation risks resulting from potential cyber incidents, as well as the potential of incurring significant remediation costs. Further, while we maintain insurance coverage that may, subject to policy terms and exclusions, cover certain aspects of our cyber risks, such insurance coverage may be insufficient to cover our losses or all types of claims that may arise in the continually evolving area of cyber risk.

Our daily business operations also require us to collect and/or retain sensitive data such as intellectual property, proprietary business information and data related to customers, employees, suppliers and business partners within our networking infrastructure including data from individuals subject to the European Union's General Data Protection Regulation, that is subject to privacy and security laws, regulations and/or customer-imposed controls. Despite our efforts to protect such data, the loss or breach of such data due to various causes including material security breaches, catastrophic events, extreme weather, natural disasters, power outages, system failures, computer viruses, improper data handling, programming errors, unauthorized access and employee error or malfeasance could result in wide reaching negative impacts to our business. As such, the ongoing maintenance and security of this information is pertinent to the success of our business operations and our strategic goals.

In addition, we operate in an environment where there are different and potentially conflicting data privacy laws and regulations in effect or expected to go into effect in the future, including regulations related to devices connected through IoT, in the various jurisdictions in which we operate, and we must understand and comply with such laws and regulations while ensuring our data is secure.

Our networking infrastructure and related assets may be subject to unauthorized access by hackers, employee error or malfeasance or other unforeseen activities. Such issues could result in the disruption of business processes, network degradation and system downtime, along with the potential that a third party will exploit our critical assets such as intellectual property, proprietary business information and data related to our customers, suppliers and business partners. To the extent that such disruptions occur, and our business continuity plans do not effectively address these disruptions in a timely manner, they may cause delays in the manufacture or shipment of our products and the cancellation of customer orders and, as a result, our business operating results and financial condition could be materially and adversely affected, resulting in a possible loss of business or brand reputation.

Finally, the regulatory environment around cybersecurity is increasingly challenging, with additional reporting requirements around cybersecurity, risk management, strategy and governance, as well as increased disclosure obligations around the occurrence of material cybersecurity incidents. These requirements may present material obligations and risks to our business, including significantly expanded compliance burdens, costs and enforcement risks. We may also be obligated to report a cybersecurity incident before we have been able to fully assess its impact or remediate the underlying issue, and it could potentially reveal system vulnerabilities to threat actors. Failure to timely report incidents under these or other similar rules could also result in monetary fines, sanctions, or subject us to other forms of liability.

Our ability to successfully grow and expand our business depends on our ability to recruit and retain a highly qualified and diverse workforce.

Our ability to successfully grow and expand our business is dependent upon our ability to recruit and retain a workforce with the skills necessary to develop, manufacture and deliver the products and services desired by our customers. We need highly skilled and qualified personnel in multiple areas, including engineering, sales, manufacturing, information technology, cybersecurity, business development, strategy and management. We must therefore continue to effectively recruit, retain and motivate highly qualified, skilled and diverse personnel to maintain our current business and support our projected growth. A shortage of these employees for various reasons, including intense competition for skilled employees, labor shortages, increased labor costs, candidates' preference to work remotely, changes in laws and policies regarding immigration and work authorizations or any government or public health mandates in jurisdictions where we have operations that may result in workforce attrition and difficulty with recruiting, may jeopardize our ability to grow and expand our business.

In recent years, we have experienced labor shortages and increased turnover rates that have led to, and could in the future lead to, increased costs, such as increased overtime to meet customer demand and increased wage rates to attract and retain employees and could negatively affect our ability to efficiently operate our production facilities or otherwise operate at full capacity. An overall or prolonged labor shortage, lack of skilled labor, increased turnover or sustained level of wage inflation could have a material adverse impact on our business, financial position, results of operations and cash flows.

Disruptions in our global supply chain, including product manufacturing and logistical services provided by our supplier partners, may negatively impact our business.

We procure certain products, including raw materials and other commodities, including steel, zinc, brass and other non-ferrous metals, as well as parts, components (including electronic components) and logistical services from supplier partners located

throughout the world. Our ability to meet our customers' needs and achieve cost targets depends on our ability to maintain key manufacturing and supply arrangements, including supplier execution and certain sole supplier or sole manufacturing arrangements. Our reliance on these third parties reduces our control over the manufacturing and delivery process, exposing us to risks including reduced control over product costs and delivery. Additionally, because not all of our supply arrangements provide for guaranteed supply and some key parts and components may be available only from a single supplier or a limited group of suppliers, we are also subject to supply and pricing risks, which could negatively impact our margin performance, results of operations, inventory levels and cash flows.

If we are unable to effectively manage these relationships, or if these third parties experience delays, disruptions, shortages of materials, labor, electronic and other components, capacity constraints, new or increased tariffs and/or other trade restrictions, regulatory issues or quality control problems in their operations, freight delays and other supply chain constraints and disruptions, or otherwise fail to meet our future requirements for timely delivery, our ability to ship and deliver certain of our products to our customers could be impaired and our business could be harmed.

Legal and Compliance Risks

We are subject to risks related to corporate social responsibility and reputational matters.

Our reputation and the reputation of our brands, including the perception held by our customers, end-users, business partners, investors, other key stakeholders and the communities in which we do business are influenced by various factors. There is an increased focus from our stakeholders, as well as regulatory authorities both within the U.S. and internationally, on ESG practices and disclosure. If we fail, or are perceived to have failed, in any number of ESG matters, such as environmental stewardship, good corporate governance, workplace conduct and support for local communities, or to effectively respond to changes in, or new, legal, regulatory or reporting requirements concerning climate change or other sustainability concerns, we may be subject to regulatory fines and penalties, and our reputation or the reputation of our brands may suffer. Further, we have made several public commitments regarding our intended reduction of carbon emissions, including a commitment to achieve carbon neutral emissions by 2050. Although we intend to meet these commitments, we may be required to expend significant resources to do so, which could increase our operational costs. Further, there can be no assurance of the extent to which any of our commitments will be achieved, or that any future investments we make to achieve such commitments will meet investor, legal and/or any other regulatory expectations and requirements. Moreover, we may determine that it is in the best interest of our Company and our stockholders to prioritize other business, social, governance or sustainable investments over the achievement of our current commitments based on economic, technological developments, regulatory and social factors, business strategy or pressure from investors, activist groups or other stakeholders. If we are unable to meet our commitments, we could incur adverse publicity and reaction from investors, advocacy groups or other stakeholders, which could adversely impact our reputation and brand perception. Such damage to our reputation and the reputation of our brands may negatively impact our business, demand for our products and services, our financial condition and results of operations.

In addition, negative or inaccurate postings or comments on social media or networking websites about our company or our brands could generate adverse publicity that could damage our reputation or the reputation of our brands. If we are unable to effectively manage real or perceived issues, including concerns about product quality, safety, corporate social responsibility or other matters, sentiments toward the Company or our products could be negatively impacted, and our financial results could suffer.

Our brands are important assets of our businesses, and violation of our trademark rights by imitators could negatively impact revenues and brand reputation.

Our brands and trademarks enjoy a reputation for quality and value and are important to our success and competitive position. Unauthorized use of our trademarks may not only erode sales of our products but may also cause significant damage to our brand name and reputation, interfere with relationships with our customers and increase litigation costs. There can be no assurance that our on-going effort to protect our brand and trademark rights will prevent all violations.

Material legal judgments, fines, penalties or settlements imposed against us or our assets could adversely affect our business, financial condition, results of operations and cash flows.

We are currently, and may in the future become, involved in legal proceedings, claims and disputes incidental to the operation of our business in the ordinary course. Our business may be adversely affected by the outcome of these proceedings and other contingencies (including, without limitation, environmental, product and warranty liability, claims for property damage, physical harm or bodily injury, antitrust, intellectual property, data protection, privacy and labor and employment matters) that cannot be predicted with certainty. As required by GAAP, we establish reserves based on our assessment of the probability of contingencies and whether we are able to reasonably estimate the expected range of loss. Subsequent developments in legal proceedings and other contingencies may affect our assessment and estimates of the loss contingency recorded as a reserve, and we may incur additional costs or be required to make material payments beyond our previously recorded reserves.

Allegations that we have infringed the intellectual property rights of third parties could negatively affect us.

We may be subject to claims of infringement of intellectual property rights by third parties. In particular, we often compete in areas having extensive intellectual property rights owned by others, and we have become subject to claims alleging infringement of intellectual property rights of others. In general, if it is determined that one or more of our technologies, products or services infringes the intellectual property rights owned by others, we may be required to cease marketing those products or services, to obtain licenses from the holders of the intellectual property at a material cost or to take other actions to avoid infringing such intellectual property rights. The litigation process is costly and subject to inherent uncertainties, and we may not prevail in litigation matters regardless of the merits of our position. Adverse intellectual property litigation or claims of infringement against us may become extremely disruptive if the plaintiffs succeed in blocking the trade of our products and services and may have a material adverse effect on our business.

Our reputation, ability to do business and results of operations could be impaired by improper conduct by any of our employees, agents or business partners.

We are subject to regulation under a variety of U.S. federal and state and non-U.S. laws, regulations and policies including laws related to anti-bribery and anti-corruption, export and import compliance, competition and anti-money laundering due to our global operations. We provide compliance training for our employees and have other controls and procedures in these areas. We cannot provide assurance that our internal controls will always protect us from the improper conduct of our employees, agents and business partners. Any improper conduct could damage our reputation and subject us to, among other things, civil and criminal penalties, material fines, equitable remedies (including profit disgorgement and injunctions on future conduct), securities litigation, adverse publicity and a general loss of investor or public confidence.

Our operations are subject to regulatory risks.

Our U.S. and non-U.S. operations are subject to a number of laws and regulations, including fire and building codes and EHS standards. We have incurred, and will be required to continue to incur, significant expenditures to comply with these laws and regulations. Changes to, or changes in interpretations of, current laws and regulations, including climate change legislation or other environmental mandates, could require us to increase our compliance expenditures, cause us to significantly alter or discontinue offering existing products and services or cause us to develop new products and services. Altering current products and services or developing new products and services to comply with changes in the applicable laws and regulations could require significant research and development investments, increase the cost of providing the products and services and adversely affect the demand for our products and services. In the event a regulatory authority concludes that we are not or have not at all times been in full compliance with these laws or regulations, we could be fined, criminally charged or otherwise sanctioned.

Certain environmental laws assess liability on current or previous owners of real property or operators of manufacturing facilities for the costs of investigation, removal or remediation of hazardous substances or materials at such properties or at properties at which parties have disposed of hazardous substances. Liability for investigative, removal and remedial costs under certain U.S. federal and state laws and certain non-U.S. laws are retroactive, strict and joint and several. In addition to cleanup actions brought by governmental authorities, private parties could bring personal injury or other claims due to the presence of, or exposure to, hazardous substances. We have received notifications from U.S. and non-U.S. governmental agencies, including the EPA and similar state environmental agencies, that conditions at a number of current and formerly owned sites where we and others have disposed of hazardous substances require investigation, cleanup and other possible remedial action. These agencies may require that we reimburse the government for its costs incurred at these sites or otherwise pay for the costs of investigation and cleanup of these sites, including by providing compensation for natural resource damage claims from such sites. For more information, see "Item 1. Business – Regulatory Matters."

While we have planned for future capital and operating expenditures to maintain compliance with environmental laws and have accrued for costs related to current remedial efforts, our costs of compliance, or our liabilities arising from past or future releases of, or exposures to, hazardous substances, may exceed our estimates. We may also be subject to additional environmental claims for personal injury or cost recovery actions for remediation of facilities in the future based on our past, present or future business activities.

As a global business, we have a relatively complex tax structure, and there is a risk that tax authorities will disagree with our tax positions.

Since we conduct operations worldwide through our subsidiaries, we are subject to complex transfer pricing regulations in the countries in which we operate. Transfer pricing regulations generally require that, for tax purposes, transactions between us and our affiliates be priced on a basis that would be comparable to an arm's length transaction and that contemporaneous documentation be maintained to support the tax allocation. Although uniform transfer pricing standards are emerging in many of the countries in which we operate, there is still a relatively high degree of uncertainty and inherent subjectivity in complying with these rules. To the extent that any tax authority disagrees with our transfer pricing policies, we could become subject to significant tax liabilities and penalties. Our tax returns are subject to review by taxing authorities in the jurisdictions in which

we operate. Although we believe we have provided for all tax exposures, the ultimate outcome of a tax review could differ materially from our provisions.

We could be subject to changes in tax rates, the adoption of new tax legislation or exposure to additional tax liabilities.

Our future effective tax rate and cash tax obligations could be adversely affected by shifts in our mix of earnings in countries with varying statutory tax rates, changes in the valuation of our deferred tax assets or liabilities or changes in tax laws, regulations, interpretations or accounting principles, as well as certain discrete items. In addition, we are subject to regular review and audit by tax authorities. As a result, we have received, and may in the future receive, assessments in multiple jurisdictions on various tax-related assertions. Any adverse outcome of such a review or audit could have a negative effect on our operating results and financial condition. In addition, the determination of our worldwide provision for income taxes and other tax liabilities requires significant judgment, and there are many transactions and calculations where the ultimate tax determination is uncertain. Although we believe our estimates are reasonable, the ultimate tax outcome may differ from the amounts recorded in our Consolidated Financial Statements and may materially affect our financial results in the period or periods for which such determination is made. Furthermore, due to shifting economic and political conditions, tax policies, laws, interpretations and rates in various jurisdictions may be subject to significant change, which could materially affect our financial position and results of operations. For example, many countries in Europe, as well as a number of other countries and organizations, have proposed, recommended or implemented changes to existing tax laws or have enacted new laws that could significantly increase our effective tax rate or cash tax obligations in countries where we do business or require us to change the manner in which we operate our business. Additionally, the European Commission has been investigating whether various tax regimes or private tax rulings provided by a country to a particular taxpayer may constitute State Aid. We continue to examine the impact the above items may have on our business and the amount of tax we must pay.

The implementation of global tax reforms could negatively impact our financial results.

In recent years, the Organization for Economic Cooperation and Development (“OECD”) has led international efforts to implement various international tax reforms, including the introduction of a global minimum effective corporate tax (“GMT”) rate of 15%, applied on a jurisdiction-by-jurisdiction basis. Over 130 countries agreed to the general framework of the GMT rules and numerous countries in which we operate have transposed those rules into national laws, including Ireland, the location of our incorporation. Additional countries are in various stages of implementing the rules into their national laws.

We anticipate the continued and ongoing release of OECD GMT interpretive guidance and local country GMT legislation. We are continuing to evaluate the potential impact of this interpretative guidance and the release of GMT-implementation legislation in other countries, and such guidance or legislation could result in a material increase in our effective tax rate.

Risks Related to Our Incorporation in Ireland

Irish law differs from the laws in effect in the United States and may afford less protection to holders of our securities.

The U.S. currently does not have a treaty with Ireland providing for the reciprocal recognition and enforcement of judgments in civil and commercial matters. As such, there is some uncertainty as to whether the courts of Ireland would recognize or enforce judgments of U.S. courts obtained against us or our directors or officers based on U.S. federal or state civil liability laws, including the civil liability provisions of the U.S. federal or state securities laws, or hear actions against us or those persons based on those laws.

As an Irish company, we are governed by the Companies Act 2014 of Ireland, as amended, which differs in some material respects from laws generally applicable to U.S. corporations and shareholders, including, among others, differences relating to interested director and officer transactions and shareholder lawsuits. Likewise, the duties of directors and officers of an Irish company generally are owed to the company only. Shareholders of Irish companies generally do not have a personal right of action against directors or officers of the company and may exercise such rights of action on behalf of the company only in limited circumstances. Accordingly, holders of our securities may have more difficulty protecting their interests than would holders of securities of a corporation incorporated in a jurisdiction of the U.S.

In addition, Irish law allows shareholders to authorize share capital which then can be issued by a board of directors without shareholder approval. Also, subject to specified exceptions, Irish law grants statutory preemptive rights to existing shareholders to subscribe for new issuances of shares for cash. At our annual general meeting of shareholders, our shareholders authorized our Board of Directors to issue up to 20% of our issued ordinary shares and further authorized our Board of Directors to issue up to 20% of such shares for cash without first offering them to our existing shareholders. Both of these authorizations will expire after a certain period unless renewed by our shareholders, and we cannot guarantee that the renewal of these authorizations will always be approved. If the Directors' authority to issue ordinary shares is not renewed, then we may be limited in our ability to use our shares, for example, as consideration for acquisitions.

Changes in tax laws, regulations or treaties, changes in our status under the tax laws of many jurisdictions or adverse determinations by taxing authorities could increase our tax burden or otherwise affect our financial condition or operating results, as well as subject our shareholders to additional taxes.

The realization of any tax benefit related to our incorporation and tax residence in Ireland could be impacted by changes in tax laws, tax treaties or tax regulations or the interpretation or enforcement thereof by the tax authorities of many jurisdictions. From time to time, proposals have been made and/or legislation introduced to change the tax laws of various jurisdictions or limit tax treaty benefits that if enacted could materially increase our tax burden and/or our effective tax rate. Moreover, other legislative proposals could have a material adverse impact on us by overriding certain tax treaties and limiting the treaty benefits on certain payments, which could increase our tax liability. We cannot predict the outcome of any specific legislation in any jurisdiction.

While we monitor proposals that would materially impact our tax burden and/or our effective tax rate and investigate our options, we could still be subject to increased taxation on a going forward basis no matter what action we undertake if certain proposals are enacted, certain tax treaties are amended and/or our interpretation of applicable tax law is challenged and determined to be incorrect. In particular, any changes and/or differing interpretations of applicable tax law that have the effect of disregarding our incorporation in Ireland, limiting our ability to take advantage of tax treaties between jurisdictions, modifying or eliminating the deductibility of various currently deductible payments or increasing the tax burden of operating or being resident in a particular country, could subject us to increased taxation.

Dividends received by our shareholders may be subject to Irish dividend withholding tax.

In certain circumstances, we are required to deduct Irish dividend withholding tax of 25% from dividends paid to our shareholders. In the majority of cases, shareholders residing in the U.S. will not be subject to Irish withholding tax, and shareholders resident in a number of other countries will not be subject to Irish withholding tax provided that they complete certain Irish dividend withholding tax forms. However, some shareholders may be subject to withholding tax, which could discourage the investment in our stock and adversely impact the price of our shares.

Dividends received by our shareholders may be subject to Irish income tax.

Dividends paid in respect of our shares generally are not subject to Irish income tax where the beneficial owner of these dividends is exempt from Irish dividend withholding tax, unless the beneficial owner of the dividend has some connection with Ireland other than his or her shareholding in Allegion.

Our shareholders who receive their dividends subject to Irish dividend withholding tax will generally have no further liability to Irish income tax on the dividends unless the beneficial owner of the dividend has some connection with Ireland other than his or her shareholding in Allegion.

Certain provisions in our Memorandum and Articles of Association, among other things, could prevent or delay an acquisition of us, which could decrease the trading price of our ordinary shares.

Our Memorandum and Articles of Association contains provisions to deter takeover practices, inadequate takeover bids and unsolicited offers. These provisions include, amongst others:

- A provision of our Articles of Association which generally prohibits us from engaging in a business combination with an interested shareholder (being (i) the beneficial owner, directly or indirectly, of 10% or more of our voting shares or (ii) an affiliate or associate of us that has at any time within the last five years been the beneficial owner, directly or indirectly, of 10% or more of our voting shares), subject to certain exceptions;
- Rules regarding how shareholders may present proposals or nominate directors for election at shareholder meetings;
- The right of our Board of Directors to issue preferred shares without shareholder approval in certain circumstances, subject to applicable law; and
- The ability of our Board of Directors to set the number of directors and to fill vacancies on our Board of Directors.

We believe these provisions will provide some protection to our shareholders from coercive or otherwise unfair takeover tactics. These provisions are not intended to make us immune from takeovers. However, these provisions will apply even if the offer may be considered beneficial by some shareholders and could delay or prevent an acquisition that our Board of Directors determines is in our best interests and our shareholders' best interests. These provisions may also prevent or discourage attempts to remove and replace incumbent directors.

In addition, several mandatory provisions of Irish law could prevent or delay an acquisition of us. For example, Irish law does not permit shareholders of an Irish public limited company to take action by written consent with less than unanimous consent. We also will be subject to various provisions of Irish law relating to mandatory bids, voluntary bids, requirements to make a cash offer and minimum price requirements, as well as substantial acquisition rules and rules requiring the disclosure of interests in our shares in certain circumstances. Also, Irish companies, including us, may alter their Memorandum of Association and Articles of Association only with the approval of at least 75% of the votes of the company's shareholders cast in person or by proxy at a general meeting of the company.

Item 1B. UNRESOLVED STAFF COMMENTS

None.

Item 1C. **CYBERSECURITY**

Risk Management and Strategy

Allegion plc recognizes the significance of developing, implementing, and maintaining cybersecurity measures to safeguard our information systems and products and protect the confidentiality, integrity, and availability of our data.

Managing Material Risks & Integrated Overall Risk Management

Cybersecurity is a critical part of our enterprise risk management. To address cybersecurity threats, we leverage a multi-layer approach, with our Chief Information Security Officer (“CISO”) leading a team that is responsible for forming our enterprise-wide information security strategy, training, policy, standards, architecture and processes to protect us against cybersecurity risks. Our risk management group works with our cybersecurity team to continuously evaluate and address cybersecurity risks. Further, we have an employee security awareness program in place and a security training program for technical personnel that provides mandatory and on-demand training.

Engage Third Parties on Risk Management

We engage a range of external experts, including cybersecurity consultants and auditors to evaluate and test our risk management systems. Our collaboration with these third parties includes regular audits, threat assessments, and consultation on security enhancements. Our cybersecurity programs generally align with the NIST Cybersecurity Framework, and third party audits on portions of our cybersecurity program or processes apply the NIST Cybersecurity Framework controls. These partnerships provide expert knowledge and insights, which are designed to ensure our cybersecurity strategies and processes are consistent with industry best practices.

Oversee Third-party Risk

We rely on our information technology systems and networks in connection with many of our business activities. Some of these networks and systems are managed by third-party service providers and are not under our direct control.

The Company has implemented processes designed to manage the cybersecurity risks associated with its use of third-party service providers.

Risks from Cybersecurity Threats

Despite the security measures we have implemented, certain cyber incidents could materially disrupt operational systems; result in loss of trade secrets or other proprietary or competitively sensitive information; compromise personally identifiable information regarding customers or employees; delay our ability to deliver products to customers; and/or jeopardize the security of our facilities. These risks are further described in the risk factors within Item 1A, particularly under the headings “We may be subject to risks relating to our information technology and operational technology systems,” “We currently rely on third-party service providers for many of the critical elements of our global information and operational technology infrastructure, and their failure to provide effective support for such infrastructure could increase our cybersecurity risk or otherwise negatively impact our business and financial results,” and “Disruptions or breaches of our information systems could adversely affect us.”

We have not encountered any risks from cybersecurity threats, including as a result of any previous cybersecurity incidents, that have materially affected or are reasonably likely to materially affect us, including our business strategy, results of operations, or financial condition.

Governance

The Board of Directors (the “Board”) has established oversight mechanisms designed to ensure effective governance in managing risks associated with cybersecurity threats.

Board of Directors Oversight

Due to the importance of cybersecurity to the Company, the full Board is charged with oversight responsibility for our risk management and security strategy and policy. The Board is composed of members with diverse expertise including, risk management, information technology, engineering, manufacturing, innovation and finance, equipping them to oversee cybersecurity risks effectively. The Board receives updates from the CISO and management at least quarterly at board meetings, which updates cover the Company's cybersecurity strategy, current cybersecurity risk assessment, key risk areas, current cyber trends, and any significant cyber incidents that have occurred or are reasonably likely to occur.

Management’s Role

Management is responsible for assessing and managing cybersecurity risk. Specifically, the CISO is responsible for the prevention, mitigation, detection and remediation of cybersecurity incidents. The CISO regularly meets with the Chief Executive Officer (“CEO”) and Executive Leadership Team to inform them on cybersecurity risks. These briefings encompass a broad range of topics, including:

- Threat intelligence;
- Risk updates with regional vice presidents;
- Third-party assessments and results of tabletop exercises;
- Training programs for employees;
- Results of phishing simulations;

- Cybersecurity technologies and best practices; and
- Significant cybersecurity incidents and/or trends (if any).

Risk Management Personnel

Primary responsibility for assessing, monitoring and managing our cybersecurity risks rests with the CISO. With over 20 years of experience in the field of information technology, the CISO brings a wealth of expertise to the role. The CISO's education includes a Master's in Cybersecurity Management. The CISO has in-depth knowledge and experience in developing and executing our cybersecurity strategies. The CISO oversees our governance programs, tests our compliance with standards, remediates known risks, and leads our comprehensive employee security awareness program. The CISO is also responsible for building and overseeing a cybersecurity team, including internal and external resources, who provide subject matter expertise and operational talents to achieve our cybersecurity objectives.

Monitor Cybersecurity Incidents

The CISO and the cybersecurity team are continually informed about the latest developments in cybersecurity, including potential threats and innovative risk management techniques, which is an important component in designing programs to prevent, detect, mitigate, and remediate cybersecurity incidents. The CISO implements and oversees processes for the regular monitoring of our information systems. This includes the deployment of advanced security measures and regular system audits to identify potential vulnerabilities. In the event of a cybersecurity incident, we have a well-defined incident response plan. This plan includes immediate actions to mitigate the impact and long-term strategies for remediation and prevention of future incidents and informing the board of significant cyber incidents in accordance with the Company's incident response plan.

Item 2. PROPERTIES

We operate through a broad network of sales offices, engineering centers, 34 principal production and assembly facilities and several distribution centers throughout the world. Our active properties represent about 7.7 million square feet, of which approximately 44% is leased.

We own 16 of our production and assembly facilities, with the remainder under long-term lease arrangements. We believe that our plants have been well maintained, are generally in good condition and are suitable for the conduct of our business.

Item 3. LEGAL PROCEEDINGS

In the normal course of business, we are involved in a variety of lawsuits, claims and legal proceedings, including commercial and contract disputes, employment matters, product liability claims, environmental liabilities, intellectual property disputes and tax-related matters. In our opinion, pending legal matters are not expected to have a material adverse impact on our results of operations, financial condition, liquidity or cash flows.

This item should be read in conjunction with the Risk Factors set forth in Part I. Item 1A of this Form 10-K.

Item 4. MINE SAFETY DISCLOSURES

Not applicable.

PART II

Item 5. MARKET FOR REGISTRANT'S COMMON EQUITY, RELATED STOCKHOLDER MATTERS AND ISSUER PURCHASES OF EQUITY SECURITIES

Our ordinary shares are traded on the New York Stock Exchange under the symbol ALLE. As of February 13, 2025, the number of record holders of ordinary shares was 1,750.

Dividend Policy

Our Board of Directors declared dividends of \$0.48 per ordinary share on February 7, 2024, April 11, 2024, September 5, 2024 and December 5, 2024. On February 6, 2025, our Board of Directors declared a dividend of \$0.51 per ordinary share payable on March 31, 2025, to shareholders of record on March 14, 2025. We paid a total of \$167.0 million in cash for dividends to ordinary shareholders during the year ended December 31, 2024. Future dividends on our ordinary shares, if any, will be at the discretion of our Board of Directors and will depend on, among other things, our results of operations, cash requirements and surplus, financial condition, contractual restrictions (including under the agreements governing our indebtedness) and other factors that the Board of Directors may deem relevant, as well as our ability to pay dividends in compliance with the Irish Companies Act. Under the Irish Companies Act, dividends and distributions may only be made from distributable reserves. Distributable reserves, broadly, means the accumulated realized profits of Allegion plc ("ALLE-Ireland") which are unrelated to any GAAP reported amounts (e.g., retained earnings). As of December 31, 2024, we had distributable reserves of \$3.8 billion. In addition, no distribution or dividend may be made unless the net assets of ALLE-Ireland are equal to, or in excess of, the aggregate of ALLE-Ireland's called up share capital plus undistributable reserves, and the distribution or dividend does not reduce ALLE-Ireland's net assets below such aggregate.

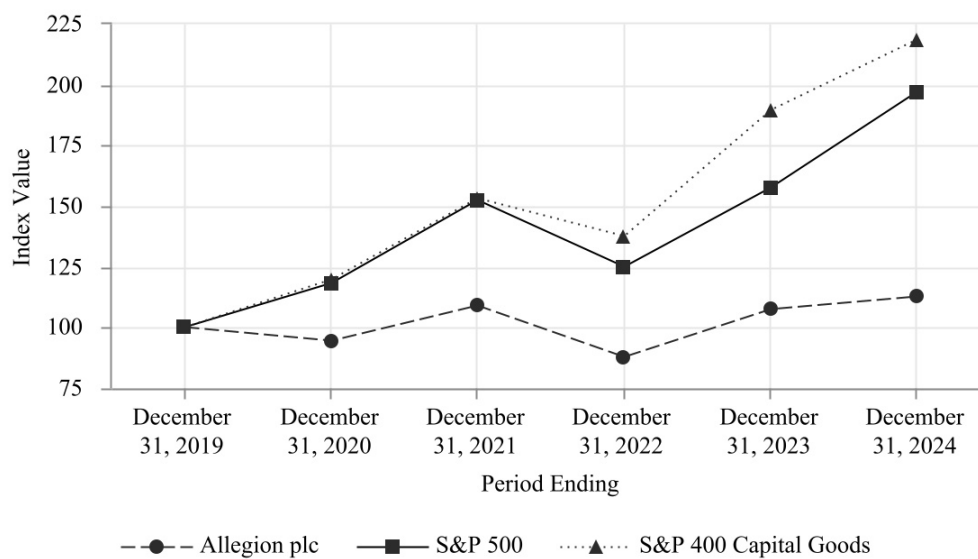
Issuer Purchases of Equity Securities

Period	Total number of shares purchased (000s)	Average price paid per share	Total number of shares purchased as part of the Share Repurchase Authorization (000s)	Approximate dollar value of shares still available to be purchased under the Share Repurchase Authorization (000s)
October 1 - October 31	48	\$ 140.64	48	\$ 333,301
November 1 - November 30	307	140.83	307	290,024
December 1 - December 31	361	138.56	361	240,024
Total	716	\$ 139.66	716	\$ 240,024

Our Board of Directors has approved a share repurchase program (the "Share Repurchase Authorization") which authorizes the repurchase of up to, and including, \$500 million of the Company's ordinary shares. The Share Repurchase Authorization does not have a prescribed expiration date and does not oblige the Company to acquire any particular amount of the Company's ordinary shares. Share repurchases may be made from time to time in open market, accelerated stock repurchase or privately negotiated transactions, including pursuant to one or more Rule 10b5-1 trading plans. The timing and manner of any share repurchase and the actual number of ordinary shares repurchased will be determined at the discretion of management based on a variety of factors, including, among others, the Company's stock price, corporate and regulatory requirements, and other general market and economic conditions. The Board of Directors may suspend, modify or terminate the repurchase program at any time without prior notice.

Performance Graph

The annual changes for the five-year period shown below are based on the assumption that \$100 had been invested in Allegion plc ordinary shares, the Standard & Poor's 500 Stock Index ("S&P 500") and the Standard & Poor's 400 Capital Goods Index ("S&P 400 Capital Goods") on December 31, 2019, and that all quarterly dividends were reinvested. The total cumulative dollar returns shown on the graph represent the value that such investments would have had on December 31, 2024.



	December 31, 2019	December 31, 2020	December 31, 2021	December 31, 2022	December 31, 2023	December 31, 2024
Allegion plc	100.00	94.61	108.85	87.90	107.51	112.54
S&P 500	100.00	118.40	152.39	124.79	157.59	197.02
S&P 400 Capital Goods	100.00	119.84	153.00	137.67	189.57	218.59

Item 6. [RESERVED]

Item 7. MANAGEMENT'S DISCUSSION AND ANALYSIS OF FINANCIAL CONDITION AND RESULTS OF OPERATIONS

The following Management's Discussion and Analysis of Financial Condition and Results of Operations contains forward-looking statements that involve risks and uncertainties. Our actual results may differ materially from the results discussed in the forward-looking statements. Factors that might cause a difference include, but are not limited to, those discussed under Part I, Item 1A. Risk Factors in this Annual Report on Form 10-K. The following section is qualified in its entirety by the more detailed information, including our consolidated financial statements and the notes thereto, which appears elsewhere in this Annual Report on Form 10-K.

Overview

Organization

We are a leading global provider of security products and solutions operating in two segments: Allegion Americas and Allegion International. We sell a wide range of security products and solutions for end-users in commercial, institutional and residential facilities worldwide, including the education, healthcare, government, hospitality, retail, commercial office and single and multi-family residential markets. Our leading brands include CISA, Interflex, LCN, Schlage, SimonsVoss and Von Duprin.

Recent Developments

Business and Industry Trends and Outlook

In 2024, we delivered low-single-digit revenue growth in both our Allegion Americas and Allegion International segments, as well as operating margin expansion and strong cash flows from operations. We continued to execute our strategy of balanced capital allocation, evidenced by our acquisition activity, dividends paid and shares repurchased throughout the year.

Within our Allegion Americas segment, both the non-residential and residential businesses grew by a low single-digits percent compared to the prior year. Our Allegion International segment also grew by a low single-digits percent. We experienced a softening of demand within certain businesses in our Allegion International segment.

Electronic security products and solutions revenue declined by a low single-digit percent in 2024, as comparisons to the prior year were impacted by supply chain dynamics. We expect growth in global electronic security product and solutions to continue to outperform growth in mechanical products and solutions over the long-term, as end-users continue to adopt newer technologies in their facilities and homes.

We expect continued growth in 2025, and for the security products industry to benefit from increased concerns about safety and security and technology-driven innovation.

Global Trade and Macroeconomic Environment

In February 2025, the US government announced tariffs on imports from Mexico, Canada and China, countries from which we manufacture and/or import products and components. Subsequently, the tariffs on imports from Mexico and Canada were paused. We are evaluating the potential impact of these actions and considering what, if any, steps, including pricing actions, we take to mitigate the impact of the tariffs.

The demand trends and macroeconomic conditions discussed above and a number of other challenges and uncertainties that could affect our businesses are described under Part I, Item 1A, "Risk Factors."

2024 and 2023 Significant Events

Acquisitions

On February 1, 2024, we, through our subsidiaries, acquired 100% of Boss Door Controls, a door solutions provider in the United Kingdom. Boss Door Controls is reported in the Allegion International segment.

On March 4, 2024, we, through our subsidiaries, acquired 100% of Montajes electronicos Dorcas S.L. ("Dorcas"), a manufacturer of electromechanical access control solutions based in Spain. Dorcas is reported in the Allegion International segment.

On June 3, 2024, we, through our subsidiaries, acquired 100% of Krieger Specialty Products, LLC ("Krieger"), a manufacturer of high-performance special purpose doors and windows based in the United States. Krieger is reported in the Company's Allegion Americas segment.

On June 10, 2024, we, through our subsidiaries, acquired 100% of Unicel Architectural Corp. ("Unicel"), a manufacturer of advanced glass, timber and aluminum building solutions based in Canada. Unicel is reported in the Company's Allegion Americas segment.

On October 18, 2024, we, through its subsidiaries, acquired 100% of SOSS Door Hardware ("SOSS"), a manufacturer of premium hinges and door hardware based primarily in the United States. SOSS is reported in the Company's Allegion Americas segment.

On January 3, 2023, we, through our subsidiaries, acquired plano. group ("plano"), a SaaS workforce management solution business based in Germany. Plano is reported in our Allegion International segment.

2023 Impairment of Intangible Assets

As discussed in Note 7 to the Consolidated Financial Statements, the results of our 2023 impairment test indicated that the estimated fair value of two indefinite-lived trade names in our International segment were determined to be less than book value. Consequently, intangible asset impairment charges totaling \$7.5 million were recorded in 2023 in our Allegion International segment. The impairments related to declines in volumes which reduced the brands' expected future cash flows.

Financing Activities

On May 20, 2024, we amended and restated our Credit Facilities which, among other things, (i) increased the total commitment on the Revolving Facility from \$500.0 million to \$750.0 million, (ii) extended the maturity of the Revolving Facility from November 18, 2026 to May 20, 2029, and (iii) transitioned the benchmark interest rate from the Bloomberg Short-Term Bank Yield Index ("BSBY") to the Secured Overnight Financing Rate ("SOFR") for the Credit Facilities.

On May 29, 2024, Allegion US Holding Company Inc. ("Allegion US Hold Co"), our wholly-owned subsidiary, issued \$400.0 million principal amount of 5.600% Senior Notes due 2034 (the "5.600% Senior Notes"). The 5.600% Senior Notes require semi-annual interest payments on May 29 and November 29, and mature on May 29, 2034.

Net proceeds from the 5.600% Senior Notes were used to repay the \$400.0 million outstanding on our 3.200% Senior Notes due 2024 (the "3.200% Senior Notes") on October 1, 2024.

We incurred and deferred a total of \$7.6 million of discounts and financing costs associated with amending and restating our Credit Facilities and issuing our 5.600% Senior Notes, which is being amortized to Interest expense over their respective terms.

Dividends and Share Repurchases

During 2024, we paid quarterly dividends of \$0.48 per ordinary share to shareholders on record as of March 15, 2024, June 14, 2024, September 20, 2024, and December 17, 2024, for a total of \$167.0 million, and repurchased approximately 1.6 million ordinary shares for approximately \$220.0 million.

During 2023, we paid quarterly dividends of \$0.45 per ordinary share to shareholders on record as of March 15, 2023, June 15, 2023, September 18, 2023, and December 18, 2023, for a total of \$158.7 million, and repurchased approximately 0.5 million ordinary shares for approximately \$59.9 million.

Results of Operations - For the years ended December 31

<i>Dollar amounts in millions, except per share amounts</i>	2024	% of Net revenues	2023	% of Net revenues
Net revenues	\$ 3,772.2		\$ 3,650.8	
Cost of goods sold	2,103.7	55.8 %	2,069.3	56.7 %
Selling and administrative expenses	887.8	23.5 %	865.6	23.7 %
Impairment of intangible assets	—	— %	7.5	0.2 %
Operating income	780.7	20.7 %	708.4	19.4 %
Interest expense	102.0		93.1	
Other income, net	(20.1)		(1.9)	
Earnings before income taxes	698.8		617.2	
Provision for income taxes	101.3		76.6	
Net earnings	597.5		540.6	
Less: Net earnings attributable to noncontrolling interests	—		0.2	
Net earnings attributable to Allegion plc	\$ 597.5		\$ 540.4	
Diluted net earnings per ordinary share attributable to Allegion plc ordinary shareholders:	\$ 6.82		\$ 6.12	

The discussions that follow describe the significant factors contributing to the changes in our results of operations for the years presented and form the basis used by management to evaluate the financial performance of the business. For a discussion of our results of operations for the year ended December 31, 2023, compared to the year ended December 31, 2022, see “Part II, Item 7. Management’s Discussion and Analysis of Financial Condition and Results of Operations” of our 2023 Annual Report on Form 10-K filed with the SEC on February 20, 2024.

Net Revenues

Net revenues for the year ended December 31, 2024, increased by 3.3%, or \$121.4 million, as compared to the year ended December 31, 2023, due to the following:

Pricing	2.4 %
Volume	(0.3)%
Acquisitions	1.3 %
Currency exchange rates	(0.1)%
Total	3.3 %

The increase in Net revenues was driven by improved pricing and the impact from acquisitions made during the year. These increases were partially offset by lower volumes and unfavorable foreign currency exchange rate movements.

Pricing includes increases or decreases of price, including discounts, surcharges and/or other sales deductions, on our existing products and services. Volume includes increases or decreases of revenue due to changes in unit volume of existing products and services, as well as new products and services.

Cost of Goods Sold

For the year ended December 31, 2024, Cost of goods sold as a percentage of Net revenues decreased to 55.8% from 56.7%, as compared to the year ended December 31, 2023, due to the following:

Pricing and productivity in excess of inflation and investment spending	(0.8)%
Volume / product mix	(0.1)%
Acquisitions	0.1 %
Currency exchange rates	(0.1)%
Total	(0.9)%

Cost of goods sold as a percentage of Net revenues decreased primarily due to pricing and productivity, which exceeded the impacts from inflation and investment spending, favorable product mix and favorable foreign currency exchange rate movements. These decreases were partially offset by the impacts to gross margin associated with our acquired businesses.

Pricing and productivity in excess of inflation and investment spending includes the impact to Costs of goods sold from pricing, as defined above, in addition to productivity, inflation and investment spending. Productivity represents improvements in unit costs of materials and cost reductions related to improvements to our manufacturing design and processes. Inflation includes unit costs for the current period compared to the average actual cost for the prior period, multiplied by current year volumes.

Expenses related to increased head count for strategic initiatives, new facilities or other significant spending for strategic initiatives or new product and channel development, are captured in investment spending. Volume/product mix represents the impact due to increases or decreases of revenue due to changes in unit volume, including new products and services, including the effect of changes in the mix of products and services sold on Cost of goods sold.

Selling and Administrative Expenses

For the year ended December 31, 2024, Selling and administrative expenses as a percentage of Net revenues decreased to 23.5% from 23.7%, as compared to the year ended December 31, 2023, due to the following:

Inflation in excess of productivity and investment spending	0.1 %
Volume leverage	0.1 %
Acquisitions	(0.1)%
Restructuring / integration / acquisition expenses	(0.3)%
Total	(0.2)%

Selling and administrative expenses as a percentage of Net revenues decreased due to a year-over-year decrease in restructuring, integration, and acquisition expenses and the beneficial impacts from current and prior year acquisition activity. These decreases were partially offset by inflation in excess of productivity and investment spending, as well as the unfavorable impact of lower volumes.

Volume leverage represents the contribution margin related to changes in sales volume, excluding the impact of price, productivity, mix and inflation. Expenses related to increased head count for strategic initiatives, new facilities or significant spending for strategic initiatives or new product and channel development, are captured in investment spending in the table above.

Operating Income/Margin

Operating income for the year ended December 31, 2024, increased \$72.3 million as compared to the year ended December 31, 2023, and Operating margin increased to 20.7% from 19.4%, due to the following:

<i>In millions</i>	Operating Income	Operating Margin
December 31, 2023	\$ 708.4	19.4 %
Pricing and productivity in excess of inflation and investment spending	44.5	0.7 %
Volume / product mix	(1.2)	— %
Currency exchange rates	1.9	0.1 %
Acquisitions	10.0	— %
Restructuring / integration / acquisition expenses	9.6	0.3 %
Impairment of intangible assets	7.5	0.2 %
December 31, 2024	\$ 780.7	20.7 %

The increase in Operating income was driven by pricing and productivity improvements in excess of inflation and investment spending, favorable foreign currency exchange rate movements, the contributions from recent acquisition activity, a year-over-year decrease in restructuring, integration, and acquisition costs and impairment charges on intangible assets recorded in the prior year. These increases were partially offset by unfavorable volume/product mix.

The increase in Operating margin was driven by pricing and productivity improvements in excess of inflation and investment spending, favorable foreign currency exchange rate movements, the year-over-year decrease in restructuring, integration and acquisition expenses, as well as the impairment charges recorded in the prior year.

Interest Expense

Interest expense for the year ended December 31, 2024, increased \$8.9 million as compared to the year ended December 31, 2023, primarily due to higher outstanding indebtedness compared to the same period in the prior year.

Other Income, net

The components of Other income, net, for the years ended December 31 were as follows:

<i>In millions</i>	2024	2023
Interest income	\$ (20.5)	\$ (6.8)
Currency translation loss	2.2	3.9
Earnings and gains from the sale of equity method investments, net	(1.1)	(1.0)
Net periodic pension and postretirement benefit (income) cost, less service cost	(0.2)	1.0
Other (income) expense	(0.5)	1.0
Other income, net	<u>\$ (20.1)</u>	<u>\$ (1.9)</u>

For the year ended December 31, 2024, Other income, net, increased \$18.2 million compared to 2023, primarily due to higher cash on hand and higher interest rates earned on deposits.

Provision for Income Taxes

For the year ended December 31, 2024, our effective tax rate was 14.5%, compared to 12.4% for the year ended December 31, 2023. The increase in the effective tax rate was primarily due to the enactment of Global Minimum Tax and the mix of income earned in higher tax rate jurisdictions.

Review of Business Segments

We operate in and report financial results for two segments: Allegion Americas and Allegion International. These segments represent the level at which our chief operating decision maker (the "CODM") reviews our financial performance and makes operating decisions.

Segment operating income is the measure of profit and loss that our CODM uses to evaluate the financial performance of the business and as the basis for resource allocation, performance reviews and compensation. For these reasons, we believe Segment operating income represents the most relevant measure of Segment profit and loss. Our CODM may exclude certain charges or gains, such as corporate charges and other special charges, to arrive at a Segment operating income that is a more meaningful measure of profit and loss upon which to base our operating decisions. We define Segment operating margin as Segment operating income as a percentage of the segment's Net revenues.

The segment discussions that follow describe the significant factors contributing to the changes in results for each segment included in Net Earnings.

Segment Results of Operations - For the years ended December 31

<i>In millions</i>	2024	2023	% Change
Net revenues			
Allegion Americas	\$ 3,012.4	\$ 2,913.6	3.4 %
Allegion International	759.8	737.2	3.1 %
Total	<u>\$ 3,772.2</u>	<u>\$ 3,650.8</u>	
Segment operating income			
Allegion Americas	\$ 816.2	\$ 757.2	7.8 %
Allegion International	66.3	58.1	14.1 %
Total	<u>\$ 882.5</u>	<u>\$ 815.3</u>	
Segment operating margin			
Allegion Americas	27.1 %	26.0 %	
Allegion International	8.7 %	7.9 %	

Allegion Americas

Our Allegion Americas segment is a leading provider of security products, services and solutions throughout North America. The segment sells a broad range of products and solutions including, locks, locksets, portable locks, key systems, door controls and door control systems, exit devices, doors, glass and door systems, accessories, electronic security products, access control systems and software and service solutions to customers in commercial, institutional and residential facilities, including the education, healthcare, government, hospitality, retail, commercial office and single and multi-family residential markets. This segment's primary brands are LCN, Schlage, Von Duprin and Stanley Access Technologies, which we utilize with permission in accordance with the terms of an agreement with Stanley Black & Decker ("Stanley" is the property of Stanley Logistics L.L.C).

Net revenues

Net revenues for the year ended December 31, 2024, increased by 3.4%, or \$98.8 million, as compared to the year ended December 31, 2023, due to the following:

Pricing	2.6 %
Volume	(0.1)%
Acquisitions	1.0 %
Currency exchange rates	(0.1)%
Total	3.4 %

The increase in Net revenues was driven by improved pricing and the impact from our acquisitions made during the year. These increases were partially offset by slightly lower volumes and unfavorable foreign currency exchange rate movements.

Growth in Americas electronic security products and solutions is a metric monitored by management and a focus of our investors. Electronic products encompass both residential and non-residential products, and include all electrified product categories including, but not limited to, electronic and electrified locks, access control systems and electronic and electrified door controls and systems and exit devices. Net revenues from the sale of electronic products decreased by a low single-digits percent compared to 2023. In 2023, we experienced a low-twenties percent increase compared to 2022, driven by improvements around the availability of materials and components. We continue to believe electronic products are a long-term growth driver.

Operating income/margin

Segment operating income for the year ended December 31, 2024, increased \$59.0 million, and Segment operating margin increased to 27.1% from 26.0% as compared to the year ended December 31, 2023, due to the following:

<i>In millions</i>	Operating Income	Operating Margin
December 31, 2023	\$ 757.2	26.0 %
Pricing and productivity in excess of inflation and investment spending	46.4	0.9 %
Volume / product mix	0.7	— %
Currency exchange rates	1.4	0.1 %
Acquisitions	8.0	— %
Restructuring/ integration / acquisition expenses	2.5	0.1 %
December 31, 2024	\$ 816.2	27.1 %

The increase in Segment operating income was primarily driven by pricing and productivity improvements in excess of inflation and investment spending, favorable volume/product mix, favorable foreign currency exchange rate movements, operating income from our acquired businesses and a year-over-year decrease in restructuring, integration, and acquisition expenses.

The increase in Segment operating margin was driven by pricing and productivity improvements in excess of inflation and investment spending, favorable foreign currency exchange rate movements, and a year-over-year decrease in restructuring, integration and acquisition expenses.

Allegion International

Our Allegion International segment provides security products, services and solutions primarily throughout Europe, Asia and Oceania. The segment offers end-users a broad range of products, services and solutions including locks, locksets, portable locks, key systems, door controls and door control systems, exit devices, doors, electronic security products, access control systems, time and attendance and workforce productivity solutions, among other software and service solutions. This segment's primary brands are AXA, CISA, Gainsborough, Interflex, and SimonsVoss.

Net revenues

Net revenues for the year ended December 31, 2024, increased by 3.1%, or \$22.6 million, as compared to the year ended December 31, 2023, due to the following:

Pricing	1.5 %
Volume	(1.1)%
Acquisitions	2.5 %
Currency exchange rates	0.2 %
Total	3.1 %

The increase in Net revenues was driven by improved pricing, the impact from our acquisitions made during the year and favorable foreign currency exchange rate movements. These increases were partially offset by lower volumes.

A softening demand throughout parts of Europe, Asia and Oceania in 2024 has impacted several of our businesses. Macroeconomic conditions in certain markets continue to be weak and the U.S. dollar has strengthened against most foreign currencies, particularly in the fourth quarter of 2024. As such, we currently expect foreign currency translation to have a negative impact on revenues in 2025.

Operating income margin

Segment operating income for the year ended December 31, 2024, increased \$8.2 million, and Segment operating margin increased to 8.7% from 7.9% as compared to the year ended December 31, 2023, due to the following:

<i>In millions</i>	Operating Income	Operating Margin
December 31, 2023	\$ 58.1	7.9 %
Pricing and productivity in excess of inflation and investment spending	1.8	0.1 %
Volume / product mix	(1.9)	(0.2)%
Currency exchange rates	0.5	0.1 %
Acquisitions	2.0	0.1 %
Restructuring/ integration / acquisition expenses	(1.7)	(0.2)%
Impairment of intangible assets	7.5	0.9 %
December 31, 2024	<u>\$ 66.3</u>	<u>8.7 %</u>

The increases in Segment operating income and Segment operating margin were primarily driven by pricing and productivity improvements in excess of inflation and investment spending, favorable movements in foreign currency exchange rates, current year acquisition activity and impairment charges on intangible assets recorded in the prior year. These increases were partially offset by unfavorable volume/product mix and a year-over-year increase in restructuring, integration and acquisition expenses.

Liquidity and Capital Resources

Liquidity Outlook, Sources and Uses

Our primary source of liquidity is cash provided by operating activities. Cash provided by operating activities is used to invest in new product development and fund capital expenditures and working capital requirements. Our ability to generate cash from our operating activities, our unused availability under the Revolving Facility and our access to the capital and credit markets enable us to fund these capital needs, execute our long-term growth strategies and return value to our shareholders. Further, our business operates with strong operating cash flows, low leverage and low capital intensity, providing us financial flexibility.

Our short-term financing needs primarily consist of working capital requirements, restructuring initiatives, capital spending, dividend payments and principal and interest payments on our long-term debt. Long-term financing needs depend largely on potential growth opportunities, including potential acquisitions, repayment or refinancing of our long-term obligations and repurchases of our ordinary shares. Of our total outstanding indebtedness as of December 31, 2024, approximately 89% incurs fixed-rate interest and is therefore not exposed to the risk of rising variable interest rates.

Based upon our operations, existing cash balances and unused availability under the Revolving Facility, as of December 31, 2024, we expect cash flows from operations to be sufficient to maintain a sound financial position and liquidity and to meet our financing needs for at least the next 12 months. Further, we do not anticipate any covenant compliance challenges with any of our outstanding indebtedness for at least the next 12 months. We also believe existing availability under the Credit Facilities and access to credit and capital markets are sufficient to achieve our longer-term strategic plans.

The following table reflects the major categories of cash flows for the years ended December 31. For additional details, see the Consolidated Statements of Cash Flows in the Consolidated Financial Statements.

<i>In millions</i>	2024	2023
Net cash provided by operating activities	\$ 675.0	\$ 600.6
Net cash used in investing activities	(228.4)	(129.1)
Net cash used in financing activities	(394.5)	(298.7)

Operating activities: Net cash provided by operating activities for the year ended December 31, 2024, increased by \$74.4 million compared to 2023, driven primarily by higher net earnings and improvements in working capital.

Investing activities: Net cash used in investing activities for the year ended December 31, 2024, increased by \$99.3 million compared to 2023, primarily due to the acquisition activity in 2024 and a \$7.9 million increase in capital expenditures compared to 2023. These increases were partially offset by a decrease in other investments compared to 2023.

Financing activities: Net cash used in financing activities for the year ended December 31, 2024, increased by \$95.8 million compared to 2023. The change in cash used in financing activities was primarily due to an increase in cash used for share repurchases and dividend payments, partially offset by lower net repayments on debt compared to 2023.

Capitalization

At December 31, long-term debt and other borrowings consisted of the following:

<i>In millions</i>	2024	2023
Term Facility	\$ 212.5	\$ 225.0
3.200% Senior Notes due 2024	—	400.0
3.550% Senior Notes due 2027	400.0	400.0
3.500% Senior Notes due 2029	400.0	400.0
5.411% Senior Notes due 2032	600.0	600.0
5.600% Senior Notes due 2034	400.0	—
Other debt	—	0.1
Total borrowings outstanding	2,012.5	2,025.1
Discounts and debt issuance costs, net	(13.0)	(10.1)
Total debt	1,999.5	2,015.0
Less current portion of long-term debt	21.9	412.6
Total long-term debt	\$ 1,977.6	\$ 1,602.4

We have an unsecured credit agreement in place, consisting of a \$250.0 million term loan facility (the "Term Facility"), of which \$212.5 million was outstanding at December 31, 2024, and a revolving credit facility (the "Revolving Facility" and, together with the Term Facility, the "Credit Facilities"), of which there was no balance outstanding at December 31, 2024. On May 20, 2024, we amended and restated the Credit Facilities which, among other things, (i) increased the total commitment on the Revolving Facility from \$500.0 million to \$750.0 million, (ii) extended the maturity of the Revolving Facility from November 18, 2026 to May 20, 2029, and (iii) transitioned the benchmark interest rate from the Bloomberg Short-Term Bank Yield Index ("BSBY") to the Secured Overnight Financing Rate ("SOFR") for the Credit Facilities.

The Term Facility requires quarterly principal payments through its maturity on November 18, 2026. Future payments total \$21.9 million due in 2025 and \$190.6 million due in 2026. We repaid \$12.5 million of principal on the Term Facility during the year ended December 31, 2024. Principal amounts repaid on the Term Facility may not be reborrowed. The Revolving Facility aggregate commitments of up to \$750.0 million includes up to \$100.0 million for the issuance of letters of credit. We had \$18.5 million of letters of credit outstanding at December 31, 2024. Borrowings under the Revolving Facility may be repaid at any time without premium or penalty, and amounts repaid may be reborrowed.

Outstanding borrowings under the Credit Facilities accrue interest, at our option, equal to either: (i) SOFR plus an applicable margin or (ii) a base rate plus the applicable margin. The applicable margin ranges from 0.875% to 1.375% depending on our credit ratings. At December 31, 2024, our outstanding borrowings under the Credit Facilities accrued interest at SOFR plus a margin of 1.225%, resulting in an interest rate of 5.582%. The Credit Facilities also contain negative and affirmative covenants and events of default that, among other things, limit or restrict our ability to enter into certain transactions. In addition, the Credit Facilities require us to comply with a maximum leverage ratio as defined in the credit agreement. As of December 31, 2024, we were in compliance with all applicable covenants under the credit agreement, and we do not anticipate any potential concerns for at least the next 12 months.

As of December 31, 2024, we also have \$400.0 million outstanding of 3.550% Senior Notes due 2027 (the "3.550% Senior Notes"), \$400.0 million outstanding of 3.500% Senior Notes due 2029 (the "3.500% Senior Notes"), \$600.0 million outstanding of 5.411% Senior Notes due 2032 (the "5.411% Senior Notes"), and \$400.0 million outstanding of our 5.600% Senior Notes (all four senior notes collectively, the "Senior Notes"). The 3.550% Senior Notes, 3.500% Senior Notes, 5.411% Senior Notes, and 5.600% Senior Notes all require semi-annual interest payments, and mature on October 1, 2027, October 1, 2029, July 1, 2032, and May 29, 2034, respectively.

Historically, the majority of our earnings were considered to be permanently reinvested in jurisdictions where we have made, and intend to continue to make, substantial investments to support the ongoing development and growth of our global operations. At December 31, 2024, we analyzed our working capital requirements and the potential tax liabilities that would be incurred if certain subsidiaries made distributions and concluded that no material changes to our historic permanent reinvestment assertions were required.

Scheduled future principal repayments on our outstanding indebtedness can be found in Note 9 to the Consolidated Financial Statements. Expected principal and interest payments related to our long-term indebtedness in 2025 amount to \$21.9 million and approximately \$95.0 million, respectively, given our current level of indebtedness and effective interest rates as of December 31, 2024.

Contractual Obligations and Other Commitments

In addition to the scheduled principal and interest payments discussed above, our material cash requirements include the following contractual and other obligations:

Purchase Commitments – We occasionally enter into short-term, firm purchase commitments to mitigate pricing risk related to certain of our commodity, parts and component purchases, which represent commitments under enforceable and legally binding agreements. Such purchase commitments are made in the normal course of business and are not anticipated to materially impact our liquidity or financial position over the next 12 months.

Leases – We have numerous real estate and equipment leasing arrangements for which we are a lessee. See Note 11 to the Consolidated Financial Statements for further information as to the short and long-term lease liabilities included within the Consolidated Balance Sheets, as well as future minimum lease payments for 2025 and future years.

Defined Benefit Plans – Our investment objective in managing defined benefit plan assets is to ensure that all present and future benefit obligations are met as they come due. We seek to achieve this goal while trying to mitigate volatility in plan funded status, contributions and expense by matching the characteristics of the plan assets to that of the plan liabilities. Global asset allocation decisions are based on a dynamic approach whereby a plan's allocation to fixed income assets increases as the funded status increases. We monitor plan funded status, asset allocation and the impact of market conditions on our defined benefit plans regularly in addition to investment manager performance. None of our defined benefit plans have experienced a significant impact on their liquidity due to volatility in the markets.

At December 31, 2024, we had net pension assets of \$5.3 million, which consist of plan assets of \$473.0 million and benefit obligations of \$467.7 million. It is our objective to contribute to our pension plans in order to ensure adequate funds are available to make benefit payments to plan participants and beneficiaries when required. At December 31, 2024, the funded status of our U.S. pension plans decreased to 100.8% from 101.6% at December 31, 2023. The funded status for our non-U.S. pension plans increased to 101.4% at December 31, 2024 from 98.5% at December 31, 2023. The funded status for all of our pension plans at December 31, 2024 increased to 101.1% from 99.9% at December 31, 2023. We currently expect to contribute approximately \$5 million to our plans worldwide in 2025.

Determining the costs and obligations associated with our defined benefit plans is dependent on various actuarial assumptions including discount rates, expected returns on plan assets, employee mortality and turnover rates. Changes in any of the assumptions can have an impact on the net periodic pension benefit cost. An estimated 0.5% rate decline in the discount rate would have increased net periodic pension benefit cost by approximately \$0.4 million in 2024, while a 0.5% rate decline in the estimated return on assets would have increased net periodic pension benefit cost by approximately \$2.2 million. For further details on defined benefit plan activity, see Note 12 to the Consolidated Financial Statements.

Income Taxes – At December 31, 2024, we have total unrecognized tax benefits for uncertain tax positions of \$44.5 million and \$9.2 million of related accrued interest and penalties, net of tax, although we are unable to reasonably estimate the timing over which these liabilities might be paid. See Note 18 to the Consolidated Financial Statements for additional information regarding matters relating to income taxes, including unrecognized tax benefits and tax authority disputes.

Contingent Liabilities – We are involved in various litigation, claims and administrative proceedings, including those related to environmental, asbestos-related and product liability matters. We believe that these liabilities are subject to the uncertainties inherent in estimating future costs for contingent liabilities and will likely be resolved over an extended period of time. See Note 21 to the Consolidated Financial Statements for additional information.

Guarantor Financial Information

Allegion US Hold Co is or was, as applicable, the issuer of the 3.200% Senior Notes, 3.550% Senior Notes, 5.411% Senior Notes, and 5.600% Senior Notes and is the guarantor of the 3.500% Senior Notes. Allegion plc (the "Parent") is or was, as applicable, the issuer of the 3.500% Senior Notes and is or was, as applicable, the guarantor of the 3.200% Senior Notes, 3.550% Senior Notes, 5.411% Senior Notes, and 5.600% Senior Notes. Allegion US Hold Co is directly or indirectly 100% owned by the Parent and each of the guarantees of Allegion US Hold Co and the Parent is full and unconditional and joint and several.

The 3.200% Senior Notes, 3.550% Senior Notes, 5.411% Senior Notes, and 5.600% Senior Notes are or were, as applicable, senior unsecured obligations of Allegion US Hold Co and rank equally with all of Allegion US Hold Co's existing and future senior unsecured and unsubordinated indebtedness. The guarantee of the 3.200% Senior Notes, 3.550% Senior Notes, 5.411% Senior Notes, and 5.600% Senior Notes is or was, as applicable, the senior unsecured obligation of the Parent and ranks equally with all of the Parent's existing and future senior unsecured and unsubordinated indebtedness. The 3.500% Senior Notes are senior unsecured obligations of the Parent and rank equally with all of the Parent's existing and future senior unsecured and unsubordinated indebtedness. The guarantee of the 3.500% Senior Notes is the senior unsecured obligation of Allegion US Hold Co and ranks equally with all of Allegion US Hold Co's existing and future senior unsecured and unsubordinated indebtedness.

Each guarantee is effectively subordinated to any secured indebtedness of the applicable guarantor to the extent of the value of the assets securing such indebtedness. The Senior Notes are structurally subordinated to indebtedness and other liabilities of the subsidiaries of the applicable guarantor, none of which guarantee the notes. The obligations of the applicable guarantor under its guarantee are limited as necessary to prevent such guarantee from constituting a fraudulent conveyance under applicable law and, therefore, are limited to the amount that the applicable guarantor could guarantee without such guarantee constituting a fraudulent conveyance; this limitation, however, may not be effective to prevent such guarantee from constituting a fraudulent conveyance. If the guarantee was rendered voidable, it could be subordinated by a court to all other indebtedness (including guarantees and other contingent liabilities) of the applicable guarantor, and, depending on the amount of such indebtedness, the applicable guarantor's liability on its guarantee could be reduced to zero. In such an event, the notes would be structurally subordinated to the indebtedness and other liabilities of the applicable guarantor.

For further details, terms and conditions of the Senior Notes refer to the Company's Forms 8-K filed October 2, 2017, September 27, 2019 June 22, 2022, and May 29, 2024.

The following tables present the summarized financial information specified in Rule 1-02(bb)(1) of Regulation S-X for each issuer and guarantor. The summarized financial information has been prepared in accordance with Rule 13-01 of Regulation S-X.

Selected Condensed Statement of Comprehensive Income Information

<i>In millions</i>	Year ended December 31, 2024	
	Allegion plc	Allegion US Hold Co
Net revenues	\$ —	\$ —
Gross profit	—	—
Operating loss	(7.8)	(0.1)
Equity earnings in affiliates, net of tax	669.6	421.4
Transactions with related parties and subsidiaries ^(a)	(31.4)	(87.3)
Net earnings	597.5	311.4
Net earnings attributable to the entity	597.5	311.4

(a) Transactions with related parties and subsidiaries include intercompany interest and fees.

Selected Condensed Balance Sheet Information

<i>In millions</i>	December 31, 2024	
	Allegion plc	Allegion US Hold Co
Current assets:		
Amounts due from related parties and subsidiaries	\$ 0.1	\$ 932.8
Total current assets	10.0	954.9
Noncurrent assets:		
Amounts due from related parties and subsidiaries	—	1,296.5
Total noncurrent assets	1,792.9	1,399.7
Current liabilities:		
Amounts due to related parties and subsidiaries	\$ 12.1	\$ 801.4
Total current liabilities	48.0	824.2
Noncurrent liabilities:		
Amounts due to related parties and subsidiaries	472.4	2,756.6
Total noncurrent liabilities	1,061.1	4,145.8

Critical Accounting Estimates

Management's Discussion and Analysis of Financial Condition and Results of Operations are based upon our Consolidated Financial Statements, which have been prepared in accordance with GAAP. The preparation of financial statements in accordance with GAAP requires management to use judgment in making estimates and assumptions based on the relevant information available at the end of each period. These estimates and assumptions have a significant effect on reported amounts of assets and liabilities, revenues and expenses as well as the disclosure of contingent assets and liabilities because they result primarily from the need to make estimates and assumptions on matters that are inherently uncertain. Actual results may differ from estimates. If updated information or actual amounts are different from previous estimates, the revisions are included in our results for the period in which they become known.

The following is a summary of certain accounting estimates and assumptions made by management that we consider critical:

- *Goodwill* – Goodwill is tested annually during the fourth quarter for impairment or when there is a significant change in events or circumstances that indicate the fair value of a reporting unit is, more likely than not, less than its carrying amount. Recoverability of goodwill is measured at the reporting unit level and starts with a comparison of the carrying amount of a reporting unit to its estimated fair value. If the estimated fair value of a reporting unit exceeds its carrying amount, goodwill of the reporting unit is not impaired. To the extent that the carrying value of a reporting unit exceeds its estimated fair value, a goodwill impairment charge will be recognized for the amount by which the carrying value of the reporting unit exceeds its fair value, not to exceed the carrying amount of the reporting unit's goodwill.

As quoted market prices are not available for our reporting units, the calculation of their estimated fair values is based on two valuation techniques, a discounted cash flow model (income approach) and a market multiple of earnings (market approach), with each method being weighted in the calculation. The income approach relies on our estimates of revenue growth rates, margin assumptions and discount rates to estimate future cash flows and explicitly addresses factors such as timing, with due consideration given to forecasting risk. These assumptions are subject to varying degrees of judgment and complexity. Estimates of future revenue growth rates and margin assumptions represent our best estimates of future cash flows given our expectations of market growth for the security products industry in the specific markets in which we operate, as well as factors such as our market positioning, brand strength, pricing and marketing efforts and other growth and productivity opportunities and initiatives. Discount rate assumptions represent our best estimates of market participant adjusted weighted-average costs of capital. Although these assumptions represent our best estimates as of the assessment date, certain factors could potentially create variances in these estimates, including, but not limited to:

- Decreases in estimated market sizes or market growth rates due to greater than expected declines in volumes, pricing pressures or disruptive technology;
- Declines in our market share and penetration assumptions due to increased competition or an inability to develop or launch new products;
- The impacts of market volatility, including but not limited to, impacts of global pandemics, greater than expected inflation, supply chain disruption and delays, declines in pricing, reductions in volumes or fluctuations in foreign currency exchange rates;
- The level of success of on-going and future research and development efforts, including those related to acquisitions, and increases in the research and development costs necessary to obtain regulatory approvals and launch new products; and
- Volatility in market interest rates that could impact the selection of an appropriate discount rate.

The market approach requires determining an appropriate peer group, which is utilized to derive estimated fair values of our reporting units based on selected market multiples. The market approach reflects the market's expectations for future growth and risk, with adjustments to account for differences between the selected peer group companies and the subject reporting units. While market multiples are based on observable, arm's-length evidence of value, these assumptions are still subject to inherent uncertainty, as the peer-group companies may differ in significant ways from one or more of our reporting units in terms of size, growth or business characteristics.

The critical accounting estimates and assumptions discussed above, include our estimates of revenue growth rates and margin assumptions, discount rates, our selection of an appropriate peer group and selected market multiples. These estimates and assumptions are considered critical, as they are subject to a high degree of judgment and complexity. Forecasted revenue growth rates and margin assumptions are updated annually and often fluctuate from year to year due to a myriad of factors, such as our assessment of the macroeconomic conditions throughout the major markets in which we do business, supply chain challenges, elevated levels of inflation in recent years and pricing initiatives to offset inflation, market acceptance of new product innovation, investments in productivity projects, restructuring efforts, among other economic, strategic and operational factors impacting our businesses. Discount rate and market multiple assumptions are similarly updated annually, based on our best estimates of market participants, which typically include observable, arm's length-evidence of value, where possible. While we make every effort to estimate fair value as accurately as possible with the information available at the assessment date, changes in assumptions and estimates may affect the estimated fair value of the reporting unit and could result in impairment charges in future periods. During our most recent annual impairment analysis, none of our reporting units were determined to be impaired.

- *Indefinite-lived intangible assets* – Similar to goodwill, indefinite-lived intangible assets are tested annually during the fourth quarter for impairment or when there is a significant change in events or circumstances that indicate the fair value of the asset is, more likely than not, less than its carrying amount. Recoverability of indefinite-lived intangible assets is determined on a relief from royalty methodology, which is based on the implied royalty paid, at an appropriate discount rate, to license the use of an asset rather than owning the asset. The present value of the after-tax cost savings (i.e. royalty relief) indicates the estimated fair value of the asset. Any excess of the carrying value over the estimated fair value is recognized as an impairment loss equal to that excess. The critical assumptions utilized in our annual impairment analysis for indefinite-lived intangible assets include our estimates of revenue growth rate, royalty rates and discount rates, which often differ amongst our various indefinite-lived assets. We assess the appropriateness of each royalty rate

assumption annually, based on our assessment of observable market royalty rates and an analysis of the profitability of the primary business that owns or otherwise uses the indefinite-lived asset. Discount rate assumptions typically consider the discount rate conclusions for the reporting unit in which an underlying business operates, plus an incremental spread, where appropriate, to consider size, country or other company-specific risk. A significant change in any or a combination of the assumptions used to estimate fair value of our indefinite-lived intangible assets could have a negative impact on the estimated fair values.

- *Income taxes* – We account for income taxes in accordance with ASC Topic 740. Deferred tax assets and liabilities are determined based on temporary differences between financial reporting and tax bases of assets and liabilities, applying enacted tax rates expected to be in effect for the year in which the differences are expected to reverse. We recognize future tax benefits, such as net operating losses and non-U.S. tax credits, to the extent that realizing these benefits is considered in our judgment to be more likely than not. The recoverability of our deferred tax assets, which we consider to be a critical estimate, is reviewed regularly by considering our historic profitability, projected future taxable income, timing of the reversals of existing temporary differences and the feasibility of our tax planning strategies. Where appropriate, we record a valuation allowance with respect to future tax benefits. We establish valuation allowances against the realizability of any deferred tax assets based on our consideration of all available evidence, both positive and negative, using a “more likely than not” standard. This assessment considers the nature, frequency and amount of recent losses, the duration of statutory carryforward periods and tax planning strategies. Although our assessments of the valuation and recoverability of our deferred tax assets can change given a change in facts and circumstances (such as a change in a statutory tax rate), in making such judgments and estimates, significant weight is given to evidence that can be objectively verified.

The provision for income taxes also involves a significant amount of management judgment regarding interpretation of relevant facts and laws in the jurisdictions in which we operate. Future changes in applicable laws, projected levels of taxable income and tax planning could change the effective tax rate and tax balances recorded by us. In addition, tax authorities periodically review income tax returns filed by us and can raise issues regarding our filing positions, timing and amount of income or deductions and the allocation of income among the jurisdictions in which we operate. A significant period of time may elapse between the filing of an income tax return and the ultimate resolution of an issue raised by a tax authority with respect to that return. We believe we have adequately provided for any reasonably foreseeable resolution of these matters and will adjust our estimates if significant events so dictate. To the extent that the ultimate results differ from our original or adjusted estimates, the effect will be recorded in the Provision for income taxes in the period the matter is finally resolved.

- *Business combinations* – The accounting for business combinations involves a considerable amount of judgment and estimation, including the identification of and fair values determined for acquired intangible assets, which typically include trade names, customer relationships and completed technologies. The determination of fair values of acquired intangible assets involves projections of future revenues and cash flows that are either discounted at an estimated discount rate or measured at an estimated royalty rate; fair values of other acquired assets and assumed liabilities, including potential contingent consideration; and the useful lives of the acquired assets. Due to the level of judgment and estimation required, in the case of significant acquisitions, we normally obtain the assistance of a third-party valuation specialist in estimating fair values of acquired tangible and intangible assets and assumed liabilities. An income approach or market approach (or both) is utilized in accordance with accepted valuation models to determine fair value. The determination of fair value of acquired assets typically requires the use of assumptions that include projections developed using historical information, internal forecasts, available industry and market data, estimates of revenue growth rates, profitability, customer attrition and discount and royalty rates, which are estimated at the time of acquisition, considering the perspective of marketplace participants. While we believe expectations and assumptions utilized for historical business combinations have been reasonable, they are inherently uncertain, and unanticipated market or macroeconomic events and circumstances occasionally do occur, and may occur in the future, which could affect the accuracy and validity of such assumptions.

The impact of future business combinations on our financial condition or results of operations may also be materially impacted by the change in or initial selection of assumptions and estimates, in addition to events and circumstances subsequent to the acquisition that are not reasonably anticipated when finalizing our purchase accounting estimates and assumptions.

Recent Accounting Pronouncements

See Note 2 to our Consolidated Financial Statements for a discussion of recently issued and adopted accounting pronouncements.

Item 7A. QUANTITATIVE AND QUALITATIVE DISCLOSURES ABOUT MARKET RISK

We are exposed to fluctuations in currency exchange rates, commodity prices and interest rates which could impact our results of operations and financial condition.

Foreign Currency Exposures

We have operations throughout the world that manufacture and sell products in various international markets. As a result, we are exposed to movements in exchange rates of various currencies against the U.S. dollar as well as against other currencies throughout the world. We actively manage material currency exposures that are associated with purchases and sales and other assets and liabilities at the legal entity level; however, we do not hedge currency translation risk. We attempt to hedge exposures that cannot be naturally offset to an insignificant amount with foreign currency derivatives. Derivative instruments utilized in our hedging activities are viewed as risk management tools, involve little complexity and are not used for trading or speculative purposes. To minimize the risk of counter party non-performance, derivative instrument agreements are made only through major financial institutions with significant experience in such derivative instruments.

We evaluate our exposure to changes in currency exchange rates on our foreign currency derivatives using a sensitivity analysis. The sensitivity analysis is a measurement of the potential loss in fair value based on a percentage change in exchange rates. Based on the firmly committed currency derivative instruments in place at December 31, 2024, a hypothetical change in fair value of those derivative instruments assuming a 10% adverse change in exchange rates would result in an additional unrealized loss of approximately \$3.4 million. This amount, when realized, would be partially offset by changes in the fair value of the underlying transactions.

Commodity Price Exposures

We purchase a wide range of raw material, including steel, zinc, brass and other non-ferrous metals, and are exposed to volatility in the prices of these and other commodities used in our products. We use fixed price contracts to manage this exposure where appropriate. We do not have committed commodity derivative instruments in place at December 31, 2024. However, an increase in commodity prices could result in lower gross profit.

Interest Rate Exposure

Of our total outstanding indebtedness of \$2.0 billion as of December 31, 2024, approximately 89% incurs fixed-rate interest and is therefore not exposed to the risk of rising variable interest rates. However, outstanding borrowings under the Credit Facilities accrue variable rate interest at our option of (i) a Secured Overnight Financing Rate ("SOFR") plus the applicable margin or (ii) a base rate plus the applicable margin. The applicable margin ranges from 0.875% to 1.375% depending on our credit ratings. At December 31, 2024, the outstanding borrowings of \$212.5 million under the Credit Facilities accrue interest at SOFR plus a margin of 1.225%, resulting in an interest rate of 5.582%. We are also exposed to the risk of rising interest rates to the extent that we fund our operations with short-term or variable-rate borrowings. We have \$18.5 million of letters of credit outstanding and unused availability of \$731.5 million under the Revolving Facility as of December 31, 2024. A hypothetical increase of 1% in the interest rate on the variable rate borrowings under our Credit Facilities would increase our interest expense over the next twelve months by \$2.1 million based on the balances outstanding for these borrowings as of December 31, 2024. If the SOFR or other applicable base rates of the Credit Facilities increase in the future, our Interest expense could increase.

Item 8. FINANCIAL STATEMENTS AND SUPPLEMENTARY DATA

- (a) The following Consolidated Financial Statements and Financial Statement Schedule and the report thereon of PricewaterhouseCoopers LLP dated February 18, 2025, are presented following Item 16 of this Annual Report on Form 10-K.

Consolidated Financial Statements:

Report of independent registered public accounting firm (PCAOB ID 238)

Consolidated Statements of Comprehensive Income for the years ended December 31, 2024, 2023 and 2022

Consolidated Balance Sheets at December 31, 2024 and 2023

For the years ended December 31, 2024, 2023 and 2022:

Consolidated Statements of Equity

Consolidated Statements of Cash Flows

Notes to Consolidated Financial Statements

Financial Statement Schedule:

Schedule II – Valuation and Qualifying Accounts for the years ended December 31, 2024, 2023 and 2022

Item 9. CHANGES IN AND DISAGREEMENTS WITH ACCOUNTANTS ON ACCOUNTING AND FINANCIAL DISCLOSURE

None.

Item 9A. CONTROLS AND PROCEDURES

(a) *Evaluation of Disclosure Controls and Procedures*

The Company's management, including its Chief Executive Officer and Chief Financial Officer, have conducted an evaluation of the effectiveness of the Company's disclosure controls and procedures (as such term is defined in Rules 13a-15(e) and 15d-15(e) under the Exchange Act), as of the end of the period covered by this Annual Report on Form 10-K. Based on that evaluation, the Chief Executive Officer and Chief Financial Officer concluded as of December 31, 2024, that the Company's disclosure controls and procedures were effective in ensuring that information required to be disclosed by the Company in reports that it files or submits under the Exchange Act has been recorded, processed, summarized and reported, within the time periods specified in the Commission's rules and forms, and that such information has been accumulated and communicated to the Company's management including its Chief Executive Officer and Chief Financial Officer, as appropriate, to allow timely decisions regarding required disclosure.

(b) *Management's Report on Internal Control Over Financial Reporting*

Our management is responsible for establishing and maintaining adequate internal control over financial reporting, as defined under Exchange Act Rules 13a-15(f) and 15d-15(f). Our internal control over financial reporting is a process designed to provide reasonable assurance regarding the reliability of financial reporting and the preparation of financial statements for external purposes in accordance with generally accepted accounting principles. Internal control over financial reporting includes those policies and procedures that:

- pertain to the maintenance of records that, in reasonable detail, accurately and fairly reflect the transactions and dispositions of the Company's assets;
- provide reasonable assurance that transactions are recorded as necessary to permit preparation of financial statements in accordance with generally accepted accounting principles, and that the Company's receipts and expenditures are being made only in accordance with authorizations of the Company's management and directors; and
- provide reasonable assurance regarding prevention or timely detection of unauthorized acquisition, use, or disposition of the Company's assets that could have a material effect on the financial statements.

Because of its inherent limitations, internal control over financial reporting may not prevent or detect misstatements. Also, projections of any evaluation of effectiveness to future periods are subject to the risk that controls may become inadequate because of changes in conditions, or that the degree of compliance with the policies or procedures may deteriorate.

Management assessed the effectiveness of our internal control over financial reporting as of December 31, 2024. In making this assessment, management used the criteria set forth by the Committee of Sponsoring Organizations of the Treadway Commission (COSO) in *Internal Control-Integrated Framework (2013)*. We concluded that our internal control over financial reporting was effective as of December 31, 2024.

The effectiveness of our internal control over financial reporting has been audited by PricewaterhouseCoopers LLP, the independent registered public accounting firm, as stated in their report herein.

(c) Changes in Internal Control Over Financial Reporting

There were no changes in the Company's internal control over financial reporting that occurred during the quarter ended December 31, 2024 that have materially affected, or are reasonably likely to materially affect, our internal control over financial reporting.

Item 9B. OTHER INFORMATION

During the three months ended December 31, 2024, no director or officer of the Company adopted or terminated a "Rule 10b5-1 trading arrangement" or "non-rule 10b5-1 trading arrangement," as each term is defined in item 408(a) of Regulation S-K.

Item 9C. DISCLOSURE REGARDING FOREIGN JURISDICTIONS THAT PREVENT INSPECTIONS

Not applicable.

PART III

Item 10. DIRECTORS, EXECUTIVE OFFICERS AND CORPORATE GOVERNANCE

The information required by this item is incorporated herein by reference to the information contained under the headings "Proposal 1. Election of Directors" and "Corporate Governance" in the Proxy Statement.

The Company has adopted an Insider Trading Policy that restricts transactions in the Company's securities by its directors, officers, employees, agents, consultants and advisors and their related persons while such persons are in the possession of material non-public information. The Insider Trading Policy is designed to promote compliance with insider trading laws, rules and regulations, and NYSE listing standards. A copy of the Insider Trading Policy is filed as Exhibit 19.1 to this Annual Report on Form 10-K.

Item 11. EXECUTIVE COMPENSATION

The information required by this item is incorporated herein by reference to the information contained under the headings "Corporate Governance - Compensation of Directors," "Compensation Discussion and Analysis" and "Executive Compensation" in the Proxy Statement.

Item 12. SECURITY OWNERSHIP OF CERTAIN BENEFICIAL OWNERS AND MANAGEMENT AND RELATED STOCKHOLDER MATTERS

The information required by this item is incorporated herein by reference to the information contained under the headings "Security Ownership of Certain Beneficial Owners and Management" and "Executive Compensation - Equity Compensation Plan Information" in the Proxy Statement.

Item 13. CERTAIN RELATIONSHIPS AND RELATED TRANSACTIONS, AND DIRECTOR INDEPENDENCE

The information required by this item is incorporated herein by reference to the information contained under the headings "Corporate Governance" in the Proxy Statement.

Item 14. PRINCIPAL ACCOUNTANT FEES AND SERVICES

The information required by this item is incorporated herein by reference to the information contained under the heading "'Proposal 3. Approval of Appointment of Independent Registered Public Accounting Firm and Authorization to Set Independent Registered Public Accounting Firm's Remuneration for Fiscal 2025—Fees of the Independent Registered Public Accounting Firm" in the Proxy Statement.

PART IV

Item 15. EXHIBITS AND FINANCIAL STATEMENT SCHEDULES

- (a) 1. and 2. Financial statements and financial statement schedule
See Item 8.
3. Exhibits
The exhibits listed on the accompanying index to exhibits are filed as part of this Annual Report on Form 10-K.

ALLEGION PLC
INDEX TO EXHIBITS
(Item 15(a))

Description

Certain agreements filed as exhibits to this Annual Report on Form 10-K may contain representations and warranties by the parties thereto. These representations and warranties have been made solely for the benefit of the parties to such agreements and (i) may have been qualified by confidential disclosures made by parties in connection with such agreements, (ii) were made only as of the date of such agreements or such other date(s) as may be specified in such agreements and are subject to more recent developments, which may or may not be fully reflected in our public disclosure, (iii) were included in such agreements solely to reflect the allocation of risk among the parties to such agreements and (iv) may apply materiality standards different from what may be viewed as material to investors. Investors are not third-party beneficiaries under such agreements, and accordingly, should not rely on these representations and warranties as characterizations of our actual state of affairs at the date thereof or hereof.

(a) Exhibits

Exhibit Number	Exhibit Description	Method of Filing
3.1	Amended and Restated Memorandum and Articles of Association of Allegion plc.	Incorporated by reference to Exhibit 3.1 of the Company's Form 8-K filed with the SEC on June 13, 2016 (File No. 001-35971).
4.1	Indenture, dated as of October 2, 2017, among Allegion US Holding Company Inc., Allegion plc and Wells Fargo Bank, National Association.	Incorporated by reference to Exhibit 4.1 of the Company's Form 8-K filed October 2, 2017 (File No. 001-35971).
4.2	First Supplemental Indenture, dated as of October 2, 2017, among Allegion US Holding Company Inc., Allegion plc and Wells Fargo Bank, National Association.	Incorporated by reference to Exhibit 4.2 of the Company's Form 8-K filed October 2, 2017 (File No. 001-35971).
4.3	Second Supplemental Indenture, dated as of October 2, 2017, among Allegion US Holding Company Inc., Allegion plc and Wells Fargo Bank, National Association.	Incorporated by reference to Exhibit 4.4 of the Company's Form 8-K filed October 2, 2017 (File No. 001-35971).
4.4	Form of Global Note representing the 3.550% Senior Notes due 2027.	Incorporated by reference to Exhibit 4.5 of the Company's Form 8-K filed October 2, 2017 (included in Exhibit 4.4) (File No. 001-35971).
4.5	Third Supplemental Indenture, dated as of September 27, 2019, among Allegion plc, Allegion US Holding Company Inc. and Wells Fargo Bank, National Association.	Incorporated by reference to Exhibit 4.2 of the Company's Form 8-K filed September 27, 2019 (File No. 001-35971).
4.6	Form of Global Note representing the 3.500% Senior Notes due 2029.	Incorporated by reference to Exhibit 4.3 of the Company's Form 8-K filed September 27, 2019 (included in Exhibit 4.2) (File No. 001-35971).
4.7	Fourth Supplemental Indenture, dated as of June 22, 2022, among Allegion plc, Allegion US Holding Company Inc., and Computershare Trust Company, N.A. as successor to Wells Fargo Bank National Association.	Incorporated by reference to Exhibit 4.2 of the Company's Form 8-K filed June 22, 2022 (File No. 001-35971).
4.8	Form of Global Note representing the 5.411% Senior Notes due 2032.	Incorporated by reference to Exhibit 4.3 of the Company's Form 8-K filed June 22, 2022 included in Exhibit 4.2) (File No. 001-35971).
4.9	Indenture, dated as of May 29, 2024, among Allegion US Holding Company Inc., Allegion plc, and U.S. Bank Trust Company, National Association.	Incorporated by reference to Exhibit 4.1 of the Company's Form 8-K filed May 29, 2024 (File No. 001-35971).
4.10	First Supplemental Indenture, dated as of May 29, 2024, among Allegion plc, Allegion US Holding Company Inc. and U.S. Bank Trust Company, National Association.	Incorporated by reference to Exhibit 4.2 of the Company's Form 8-K filed May 29, 2024 (File No. 001-35971).
4.11	Form of Global Note representing the 5.600% Senior Notes due 2034.	Incorporated by reference to Exhibit 4.3 of the Company's Form 8-K filed May 29, 2024 (File No. 001-35971).

4.12	Description of the Registrant’s Securities registered pursuant to Section 12 of the Securities Exchange Act of 1934.	Incorporated by reference to Exhibit 4.8 of the Company’s Form 10-K filed with the SEC on February 18, 2020 (File No. 001-35971).
10.1	Form of Separation Agreement and Release. *	Incorporated by reference to Exhibit 10.1 of the Company’s Form 10-K filed with the SEC on February 19, 2019 (File No. 001-35971).
10.2	Tax Matters Agreement between Ingersoll-Rand plc and Allegion plc.	Incorporated by reference to Exhibit 10.1 of the Company’s Form 8-K filed with the SEC on December 2, 2013 (File No. 001-35971).
10.3	Amended and Restated Credit Agreement, dated as of May 20, 2024.	Incorporated by reference to Exhibit 10.1 of the Company’s Form 8-K filed May 20, 2024 (File No. 001-35971).
10.5	2023 Incentive Stock Plan. *	Incorporated by reference to Exhibit 10.1 of the Company’s Form 10-Q filed with the SEC on July 26, 2023, as amended (File No. 001-35971).
10.6	Executive Deferred Compensation Plan. *	Incorporated by reference to Exhibit 10.6 of the Company’s Registration Statement on Form 10 filed with the SEC on June 17, 2013, as amended (File No. 001-35971).
10.7	Supplemental Employee Savings Plan. *	Incorporated by reference to Exhibit 10.7 of the Company’s Form 10-K filed with the SEC on February 18, 2020 (File No. 001-35971).
10.8	Elected Officer Supplemental Program. *	Incorporated by reference to Exhibit 10.8 of the Company’s Registration Statement on Form 10 filed with the SEC on June 17, 2013, as amended (File No. 001-35971).
10.9	Key Management Supplemental Program. *	Incorporated by reference to Exhibit 10.9 of the Company’s Registration Statement on Form 10 filed with the SEC on June 17, 2013, as amended (File No. 001-35971).
10.10	Supplemental Pension Plan. *	Incorporated by reference to Exhibit 10.10 of the Company’s Registration Statement on Form 10 filed with the SEC on June 17, 2013, as amended (File No. 001-35971).
10.11	Senior Executive Performance Plan. *	Incorporated by reference to Exhibit 10.11 of the Company’s Registration Statement on Form 10 filed with the SEC on June 17, 2013, as amended (File No. 001-35971).
10.14	Timothy P. Eckersley Offer Letter, dated March 3, 2021. *	Incorporated by reference to Exhibit 10.1 of the Company’s Form 8-K filed with the SEC on March 10, 2021 (File No. 001-35971).
10.15	Robert C. Martens Offer Letter, dated December 9, 2019. *	Incorporated by reference to Exhibit 10.15 of the Company’s Form 10-Q filed with the SEC on April 25, 2024 (File No. 001-35971).
10.16	Form of Allegion plc Deed Poll Indemnity.	Incorporated by reference to Exhibit 10.21 of the Company’s Registration Statement on Form 10 filed with the SEC on June 17, 2013, as amended (File No. 001-35971).
10.17	Form of Allegion US Holding Company, Inc. Deed Poll Indemnity.	Incorporated by reference to Exhibit 10.22 of the Company’s Registration Statement on Form 10 filed with the SEC on June 17, 2013, as amended (File No. 001-35971).
10.18	Form of Allegion Irish Holding Company Limited Deed Poll Indemnity.	Incorporated by reference to Exhibit 10.23 of the Company’s Registration Statement on Form 10 filed with the SEC on June 17, 2013, as amended (File No. 001-35971).

10.19	Annual Incentive Plan. *	Incorporated by reference to Exhibit 10.1 of the Company's Form 10-K filed with the SEC on March 10, 2014 (File No. 001-35971).
10.20	Change in Control Severance Plan. *	Incorporated by reference to Exhibit 10.2 of the Company's Form 10-K filed with the SEC on March 10, 2014 (File No. 001-35971).
10.21	Form of Global Restricted Stock Unit Award Agreement. *	Incorporated by reference to Exhibit 10.21 of the Company's Form 10-K filed with the SEC on February 20, 2024 (File No. 001-35971).
10.22	Form of Global Stock Option Award Agreement. *	Incorporated by reference to Exhibit 10.21 of the Company's Form 10-K filed with the SEC on February 20, 2024 (File No. 001-35971).
10.23	Form of Global Performance Stock Unit Award Agreement. *	Incorporated by reference to Exhibit 10.21 of the Company's Form 10-K filed with the SEC on February 20, 2024 (File No. 001-35971).
10.24	Form of Non-Employee Director Restricted Stock Unit Award Agreement. *	Incorporated by reference to Exhibit 10.2 of the Company's Form 10-Q filed with the SEC on July 26, 2023 (File No. 001-35971).
10.25	Share Purchase Agreement dated June 26, 2015 between SimonsVoss Luxco S.à r.l., SimonsVoss Co-Invest GmbH & Co. KG, Mr Frank Rövekamp and Allegion Luxembourg Holding & Financing S.à r.l.	Incorporated by reference to Exhibit 10.1 of the Company's Form 10-Q filed with the SEC on July 30, 2015 (File No. 001-35971).
10.26	Michael J. Wagnes Offer Letter, dated February 14, 2022. *	Incorporated by reference to Exhibit 10.1 of the Company's Form 8-K filed with the SEC on February 15, 2022 (File No. 001-35971).
10.27	John H. Stone Offer Letter, dated May 24, 2022. *	Incorporated by reference to Exhibit 10.1 of the Company's Form 8-K filed with the SEC on May 31, 2022 (File No. 001-35971).
10.28	David S. Ilardi Offer Letter, dated February 14, 2022. *	Incorporated by reference to Exhibit 10.39 of the Company's Form 10-K filed with the SEC on February 15, 2022 (File No. 001-35971).
10.29	Transaction Agreement, dated as of April 22, 2022, by and between Allegion US Holding Company Inc. Stanley Black & Decker, Inc., Stanley Black & Decker Canada Corporation, various entities thereto and Stanley Access Technologies LLC.	Incorporated by reference to Exhibit 10.1 of the Company's Form 8-K filed with the SEC on April 22, 2022 (File No. 001-35971).
19.1	Insider Trading Policy	Filed herewith.
21.1	List of subsidiaries of Allegion plc.	Filed herewith.
22	Subsidiary Guarantors and Issuers of Guaranteed Securities	Filed herewith.
23.1	Consent of Independent Registered Public Accounting Firm.	Filed herewith.
31.1	Certification of Chief Executive Officer Pursuant to Rule 13a-14(a) or Rule 15d-14(a), as Adopted Pursuant to Section 302 of the Sarbanes-Oxley Act of 2002.	Filed herewith.
31.2	Certification of Chief Financial Officer Pursuant to Rule 13a-14(a) or Rule 15d-14(a), as Adopted Pursuant to Section 302 of the Sarbanes-Oxley Act of 2002.	Filed herewith.
32.1	Certifications of Chief Executive Officer and Chief Financial Officer Pursuant to Rule 13a-14(b) or Rule 15d-14(b) and 18U.S.C. Section 1350, as Adopted Pursuant to Section 906 of the Sarbanes-Oxley Act of 2002.	Filed herewith.

97	SEC Rule 10D-1 Clawback Policy.	Incorporated by reference to Exhibit 97 of the Company's Form 10-K filed with the SEC on February 20, 2024 (File No. 001-35971).
101.INS	XBRL Instance Document.	The instance document does not appear in the Interactive Data File because its XBRL tags are embedded within the Inline XBRL document.
101.SCH	XBRL Taxonomy Extension Schema Document.	Filed herewith.
101.CAL	XBRL Taxonomy Extension Calculation Linkbase Document.	Filed herewith.
101.DEF	XBRL Taxonomy Extension Definition Linkbase Document.	Filed herewith.
101.LAB	XBRL Taxonomy Extension Labels Linkbase Document.	Filed herewith.
101.PRE	XBRL Taxonomy Extension Presentation Linkbase Document.	Filed herewith.
104	Cover Page Interactive Data File.	Formatted as Inline XBRL and contained in Exhibit 101.

* Management contract or compensatory plan or arrangement.

Item 16. FORM 10-K SUMMARY

Not applicable.

SIGNATURES

Pursuant to the requirements of Section 13 or 15(d) of the Securities Exchange Act of 1934, the registrant has duly caused this report to be signed on its behalf by the undersigned, thereunto duly authorized.

ALLEGION PLC
(Registrant)

By: /s/ John H. Stone

John H. Stone
Chief Executive Officer

Date: February 18, 2025

Pursuant to the requirement of the Securities Exchange Act of 1934, this report has been signed by the following persons on behalf of the registrant and in the capacities and on the dates indicated.

Signature	Title	Date
<u>/s/ John H. Stone</u> (John H. Stone)	President and Chief Executive Officer (Principal Executive Officer)	February 18, 2025
<u>/s/ Michael J. Wagnes</u> (Michael J. Wagnes)	Senior Vice President and Chief Financial Officer (Principal Financial Officer)	February 18, 2025
<u>/s/ Nickolas A. Musial</u> (Nickolas A. Musial)	Vice President, Controller and Chief Accounting Officer (Principal Accounting Officer)	February 18, 2025
<u>/s/ Lauren B. Peters</u> (Lauren B. Peters)	Chair of the Board	February 18, 2025
<u>/s/ Kirk S. Hachigian</u> (Kirk S. Hachigian)	Director	February 18, 2025
<u>/s/ Susan L. Main</u> (Susan L. Main)	Director	February 18, 2025
<u>/s/ Steven C. Mizell</u> (Steven C. Mizell)	Director	February 18, 2025
<u>/s/ Nicole Parent Haughey</u> (Nicole Parent Haughey)	Director	February 18, 2025
<u>/s/ Ellen Rubin</u> (Ellen Rubin)	Director	February 18, 2025
<u>/s/ Gregg C. Sengstack</u> (Gregg C. Sengstack)	Director	February 18, 2025
<u>/s/ Dev Vardhan</u> (Dev Vardhan)	Director	February 18, 2025

ALLEGION PLC
Index to Consolidated Financial Statements

Report of Independent Registered Public Accounting Firm	F-1
Consolidated Statements of Comprehensive Income	F-3
Consolidated Balance Sheets	F-4
Consolidated Statements of Equity	F-5
Consolidated Statements of Cash Flows	F-6
Notes to Consolidated Financial Statements	F-7
Financial Statement Schedule: Schedule II – Valuation and Qualifying Accounts for the years ended December 31, 2024, 2023 and 2022	F-35

Report of Independent Registered Public Accounting Firm

To the Board of Directors and Shareholders of Allegion plc

Opinions on the Financial Statements and Internal Control over Financial Reporting

We have audited the accompanying consolidated balance sheets of Allegion plc and its subsidiaries (the "Company") as of December 31, 2024 and 2023, and the related consolidated statements of comprehensive income, of equity and of cash flows for each of the three years in the period ended December 31, 2024, including the related notes and financial statement schedule listed in the accompanying index (collectively referred to as the "consolidated financial statements"). We also have audited the Company's internal control over financial reporting as of December 31, 2024, based on criteria established in *Internal Control - Integrated Framework* (2013) issued by the Committee of Sponsoring Organizations of the Treadway Commission (COSO).

In our opinion, the consolidated financial statements referred to above present fairly, in all material respects, the financial position of the Company as of December 31, 2024 and 2023, and the results of its operations and its cash flows for each of the three years in the period ended December 31, 2024 in conformity with accounting principles generally accepted in the United States of America. Also in our opinion, the Company maintained, in all material respects, effective internal control over financial reporting as of December 31, 2024, based on criteria established in *Internal Control - Integrated Framework* (2013) issued by the COSO.

Basis for Opinions

The Company's management is responsible for these consolidated financial statements, for maintaining effective internal control over financial reporting, and for its assessment of the effectiveness of internal control over financial reporting, included in Management's Report on Internal Control Over Financial Reporting appearing under Item 9A. Our responsibility is to express opinions on the Company's consolidated financial statements and on the Company's internal control over financial reporting based on our audits. We are a public accounting firm registered with the Public Company Accounting Oversight Board (United States) (PCAOB) and are required to be independent with respect to the Company in accordance with the U.S. federal securities laws and the applicable rules and regulations of the Securities and Exchange Commission and the PCAOB.

We conducted our audits in accordance with the standards of the PCAOB. Those standards require that we plan and perform the audits to obtain reasonable assurance about whether the consolidated financial statements are free of material misstatement, whether due to error or fraud, and whether effective internal control over financial reporting was maintained in all material respects.

Our audits of the consolidated financial statements included performing procedures to assess the risks of material misstatement of the consolidated financial statements, whether due to error or fraud, and performing procedures that respond to those risks. Such procedures included examining, on a test basis, evidence regarding the amounts and disclosures in the consolidated financial statements. Our audits also included evaluating the accounting principles used and significant estimates made by management, as well as evaluating the overall presentation of the consolidated financial statements. Our audit of internal control over financial reporting included obtaining an understanding of internal control over financial reporting, assessing the risk that a material weakness exists, and testing and evaluating the design and operating effectiveness of internal control based on the assessed risk. Our audits also included performing such other procedures as we considered necessary in the circumstances. We believe that our audits provide a reasonable basis for our opinions.

Definition and Limitations of Internal Control over Financial Reporting

A company's internal control over financial reporting is a process designed to provide reasonable assurance regarding the reliability of financial reporting and the preparation of financial statements for external purposes in accordance with generally accepted accounting principles. A company's internal control over financial reporting includes those policies and procedures that (i) pertain to the maintenance of records that, in reasonable detail, accurately and fairly reflect the transactions and dispositions of the assets of the company; (ii) provide reasonable assurance that transactions are recorded as necessary to permit preparation of financial statements in accordance with generally accepted accounting principles, and that receipts and expenditures of the company are being made only in accordance with authorizations of management and directors of the company; and (iii) provide reasonable assurance regarding prevention or timely detection of unauthorized acquisition, use, or disposition of the company's assets that could have a material effect on the financial statements.

Because of its inherent limitations, internal control over financial reporting may not prevent or detect misstatements. Also, projections of any evaluation of effectiveness to future periods are subject to the risk that controls may become inadequate because of changes in conditions, or that the degree of compliance with the policies or procedures may deteriorate.

Critical Audit Matters

The critical audit matter communicated below is a matter arising from the current period audit of the consolidated financial statements that was communicated or required to be communicated to the audit committee and that (i) relates to accounts or disclosures that are material to the consolidated financial statements and (ii) involved our especially challenging, subjective, or complex judgments. The communication of critical audit matters does not alter in any way our opinion on the consolidated

financial statements, taken as a whole, and we are not, by communicating the critical audit matter below, providing a separate opinion on the critical audit matter or on the accounts or disclosures to which it relates.

Revenue Recognition

As described in Notes 2 and 20 to the consolidated financial statements, the Company has two principal revenue streams, tangible product sales and services and software. For the year ended December 31, 2024, the Company's net revenues were \$3,772.2 million. Net revenues are recognized based on the satisfaction of performance obligations under the terms of a contract. A performance obligation is a promise in a contract to transfer control of a distinct product or to provide a service, or a bundle of products or services, to a customer. Product sales involve contracts with a single performance obligation. Transfer of control typically occurs when goods are shipped from the Company's facilities or at other predetermined control transfer points (for instance, destination terms). Services and software offerings include inspection, maintenance and repair, aftermarket, design and installation and locksmith services, as well as on-premise, software maintenance and software as a service solutions. Unlike the single performance obligation to ship a product or bundle of products, revenue related to services is recognized when the service based performance obligations are satisfied.

The principal consideration for our determination that performing procedures related to revenue recognition is a critical audit matter is the high degree of auditor effort in performing procedures and evaluating audit evidence related to the Company's revenue recognition.

Addressing the matter involved performing procedures and evaluating audit evidence in connection with forming our overall opinion on the consolidated financial statements. These procedures included testing the effectiveness of controls relating to the revenue recognition process. These procedures also included, among others (i) testing the completeness, accuracy, and occurrence of revenue recognized during the year for a sample of revenue transactions by obtaining and inspecting source documents, such as purchase orders, invoices, shipping documentation, service order completion sheets and subsequent cash receipts, (ii) for certain revenue transactions, testing the issuance and settlement of invoices and credit memos, tracing transactions not settled to a detailed listing of accounts receivable, and testing the completeness and accuracy of data provided by management; and (iii) confirming a sample of outstanding customer invoice balances as of year-end and obtaining and inspecting source documents, such as subsequent cash receipts or shipping documentation, for confirmations not returned.

/s/ PricewaterhouseCoopers LLP
Indianapolis, Indiana
February 18, 2025

We have served as the Company's auditor since 2013.

Allegion plc

Consolidated Statements of Comprehensive Income

In millions, except per share amounts

For the years ended December 31,	2024	2023	2022
Net revenues	\$ 3,772.2	\$ 3,650.8	\$ 3,271.9
Cost of goods sold	2,103.7	2,069.3	1,949.5
Selling and administrative expenses	887.8	865.6	736.0
Impairment of intangible assets	—	7.5	—
Operating income	780.7	708.4	586.4
Interest expense	102.0	93.1	75.9
Loss on divestitures	—	—	7.6
Other income, net	(20.1)	(1.9)	(11.6)
Earnings before income taxes	698.8	617.2	514.5
Provision for income taxes	101.3	76.6	56.2
Net earnings	597.5	540.6	458.3
Less: Net earnings attributable to noncontrolling interests	—	0.2	0.3
Net earnings attributable to Allegion plc	\$ 597.5	\$ 540.4	\$ 458.0
Amounts attributable to Allegion plc ordinary shareholders:			
Earnings per share attributable to Allegion plc ordinary shareholders:			
Basic net earnings:	\$ 6.85	\$ 6.15	\$ 5.20
Diluted net earnings:	\$ 6.82	\$ 6.12	\$ 5.19
Net earnings	\$ 597.5	\$ 540.6	\$ 458.3
Other comprehensive (loss) income, net of tax:			
Currency translation	(74.2)	33.6	(76.2)
Cash flow hedges:			
Unrealized net gains arising during period	2.7	0.4	5.7
Net gains reclassified into earnings	(0.7)	(1.4)	(0.3)
Tax (expense) benefit	(0.7)	0.5	(0.2)
Total cash flow hedges, net of tax	1.3	(0.5)	5.2
Defined benefit plan adjustments:			
Prior service costs and net actuarial losses, net	(4.4)	(9.4)	(38.7)
Amortization reclassified into earnings	4.6	4.1	0.5
Settlements/curtailments reclassified into earnings	0.1	0.4	—
Currency translation and other	2.9	(5.4)	7.7
Tax (expense) benefit	(0.4)	1.5	9.4
Total defined benefit plan adjustments, net of tax	2.8	(8.8)	(21.1)
Other comprehensive (loss) income, net of tax	(70.1)	24.3	(92.1)
Total comprehensive income, net of tax	527.4	564.9	366.2
Less: Total comprehensive income (loss) attributable to noncontrolling interests	—	0.2	(0.4)
Total comprehensive income attributable to Allegion plc	\$ 527.4	\$ 564.7	\$ 366.6

See accompanying notes to consolidated financial statements.

Allegion plc

Consolidated Balance Sheets

In millions, except share amounts

As of December 31,	2024	2023
ASSETS		
Current assets:		
Cash and cash equivalents	\$ 503.8	\$ 468.1
Accounts and notes receivable, net	418.9	412.8
Inventories	423.0	438.5
Current tax receivable	29.8	8.9
Other current assets	46.8	32.6
Total current assets	1,422.3	1,360.9
Property, plant and equipment, net	385.3	358.1
Goodwill	1,489.4	1,443.1
Intangible assets, net	569.0	572.8
Deferred and noncurrent income taxes	331.4	292.9
Other noncurrent assets	290.4	283.7
Total assets	\$ 4,487.8	\$ 4,311.5
LIABILITIES AND EQUITY		
Current liabilities:		
Accounts payable	\$ 258.0	\$ 259.2
Accrued compensation and benefits	117.6	134.8
Accrued expenses and other current liabilities	275.4	258.2
Current tax payable	24.0	14.9
Short-term borrowings and current maturities of long-term debt	21.9	412.6
Total current liabilities	696.9	1,079.7
Long-term debt	1,977.6	1,602.4
Postemployment and other benefit liabilities	39.1	44.1
Deferred and noncurrent income taxes	97.9	93.6
Other noncurrent liabilities	175.6	173.4
Total liabilities	2,987.1	2,993.2
Equity:		
Allegion plc shareholders' equity		
Ordinary shares, \$0.01 par value (86,254,744 and 87,504,673 shares issued and outstanding at December 31, 2024 and 2023, respectively)	0.9	0.9
Capital in excess of par value	—	—
Retained earnings	1,831.4	1,578.9
Accumulated other comprehensive loss	(331.6)	(261.5)
Total equity	1,500.7	1,318.3
Total liabilities and equity	\$ 4,487.8	\$ 4,311.5

See accompanying notes to consolidated financial statements.

Allegion plc

Consolidated Statements of Equity

In millions, except per share amounts

	Allegion plc shareholders' equity						
	Total equity	Ordinary Shares		Capital in excess of par value	Retained earnings	Accumulated other comprehensive loss	Noncontrolling interests
		Amount	Shares				
Balance at December 31, 2021	\$ 762.4	\$ 0.9	88.2	\$ —	\$ 952.6	\$ (194.4)	\$ 3.3
Net earnings	458.3	—	—	—	458.0	—	0.3
Other comprehensive loss, net	(92.1)	—	—	—	—	(91.4)	(0.7)
Repurchase of ordinary shares	(61.0)	—	(0.5)	(7.5)	(53.5)	—	—
Share-based compensation activity	21.4	—	0.2	21.4	—	—	—
Dividends declared to noncontrolling interests	(0.2)	—	—	—	—	—	(0.2)
Cash dividends declared (\$1.64 per share)	(144.3)	—	—	—	(144.3)	—	—
Balance at December 31, 2022	944.5	0.9	87.9	13.9	1,212.8	(285.8)	2.7
Net earnings	540.6	—	—	—	540.4	—	0.2
Other comprehensive income, net	24.3	—	—	—	—	24.3	—
Repurchase of ordinary shares	(59.9)	—	(0.5)	(41.3)	(18.6)	—	—
Share-based compensation activity	27.0	—	0.1	27.0	—	—	—
Acquisition/divestiture of noncontrolling interest	(0.1)	—	—	0.4	2.3	—	(2.8)
Dividends declared to noncontrolling interests	(0.1)	—	—	—	—	—	(0.1)
Cash dividends declared (\$1.80 per share)	(158.0)	—	—	—	(158.0)	—	—
Balance at December 31, 2023	1,318.3	0.9	87.5	—	1,578.9	(261.5)	—
Net earnings	597.5	—	—	—	597.5	—	—
Other comprehensive loss, net	(70.1)	—	—	—	—	(70.1)	—
Repurchase of ordinary shares	(220.0)	—	(1.6)	(42.0)	(178.0)	—	—
Share-based compensation activity	27.3	—	—	27.3	—	—	—
Shares issued under incentive stock plans	14.7	—	0.4	14.7	—	—	—
Cash dividends declared (\$1.92 per share)	(167.0)	—	—	—	(167.0)	—	—
Balance at December 31, 2024	<u>\$ 1,500.7</u>	<u>\$ 0.9</u>	<u>86.3</u>	<u>\$ —</u>	<u>\$ 1,831.4</u>	<u>\$ (331.6)</u>	<u>\$ —</u>

See accompanying notes to consolidated financial statements.

Allegion plc

Consolidated Statements of Cash Flows

In millions

For the years ended December 31,

	2024	2023	2022
Cash flows from operating activities:			
Net earnings	\$ 597.5	\$ 540.6	\$ 458.3
Adjustments to arrive at net cash provided by operating activities:			
Depreciation and amortization	119.0	111.6	97.9
Impairment of intangible assets	—	7.5	—
Loss on divestitures	—	—	7.1
Share-based compensation	28.2	26.4	24.5
Unrealized losses on investments, net	1.0	0.8	0.2
Deferred income taxes	(44.2)	(67.7)	(71.3)
Other items	(2.4)	(0.8)	12.6
Changes in other assets and liabilities:			
Accounts and notes receivable	(6.7)	(11.9)	(53.4)
Inventories	16.7	44.6	(61.7)
Accounts payable	3.6	(33.6)	2.5
Other assets and liabilities	(37.7)	(16.9)	42.8
Net cash provided by operating activities	675.0	600.6	459.5
Cash flows from investing activities:			
Capital expenditures	(92.1)	(84.2)	(64.0)
Acquisition of and equity investments in businesses, net of cash acquired	(137.2)	(31.7)	(923.1)
Other investing activities, net	0.9	(13.2)	(7.0)
Net cash used in investing activities	(228.4)	(129.1)	(994.1)
Cash flows from financing activities:			
Debt repayments	(413.3)	(12.6)	(12.6)
Proceeds from Revolving Facility	—	30.0	340.0
Repayments of Revolving Facility	—	(99.0)	(271.0)
Proceeds from issuance of Senior Notes	400.0	—	600.0
(Repayments of) proceeds from debt, net	(13.3)	(81.6)	656.4
Debt financing costs	(7.6)	—	(10.2)
Dividends paid to ordinary shareholders	(167.0)	(158.7)	(143.9)
Proceeds from exercise of stock options	14.7	1.3	(3.3)
Repurchase of ordinary shares	(220.0)	(59.9)	(61.0)
Other financing activities, net	(1.3)	0.2	(1.0)
Net cash (used in) provided by financing activities	(394.5)	(298.7)	437.0
Effect of exchange rate changes on cash and cash equivalents	(16.4)	7.3	(12.3)
Net increase (decrease) in cash and cash equivalents	35.7	180.1	(109.9)
Cash and cash equivalents – beginning of period	468.1	288.0	397.9
Cash and cash equivalents – end of period	\$ 503.8	\$ 468.1	\$ 288.0

See accompanying notes to consolidated financial statements.

NOTES TO CONSOLIDATED FINANCIAL STATEMENTS

NOTE 1 – DESCRIPTION OF COMPANY AND BASIS OF PRESENTATION

Allegion plc, an Irish public limited company, and its consolidated subsidiaries ("Allegion" or "the Company") are a leading global company that provides security products and solutions that keep people and assets safe and secure in the places they live, learn, work and visit. Allegion creates peace of mind by pioneering safety and security with a vision of seamless access and a safer world. The Company offers an extensive and versatile portfolio of security and access control products and solutions across a range of market-leading brands including CISA®, Interflex®, LCN®, Schlage®, SimonsVoss® and Von Duprin®.

Basis of presentation: The Consolidated Financial Statements were prepared in accordance with generally accepted accounting principles in the United States of America ("GAAP") as defined by the Financial Accounting Standards Board ("FASB") within the FASB Accounting Standards Codification ("ASC").

NOTE 2 – SUMMARY OF SIGNIFICANT ACCOUNTING POLICIES

The following is a summary of significant accounting policies used in the preparation of the accompanying Consolidated Financial Statements:

Principles of Consolidation: The Consolidated Financial Statements include all controlled subsidiaries of the Company, after elimination of all intercompany accounts and transactions. A noncontrolling interest in a subsidiary is considered an ownership interest in a controlled subsidiary that is not attributable to the Company. The Company includes noncontrolling interests as a component of Total equity in the Consolidated Balance Sheets and the Net earnings attributable to noncontrolling interests are presented as an adjustment from Net earnings used to arrive at Net earnings attributable to Allegion plc in the Consolidated Statements of Comprehensive Income.

Use of Estimates: The preparation of financial statements in conformity with GAAP requires management to make estimates and assumptions that affect the reported amounts of assets and liabilities and the disclosures of contingent assets and liabilities at the date of the financial statements, as well as the reported amounts of revenues and expenses during the reporting period. Estimates are based on several factors including the facts and circumstances available at the time the estimates are made, historical experience, risk of loss, general economic conditions and trends and the assessment of the probable future outcome. Some of the more significant estimates include useful lives of property, plant and equipment and intangible assets, purchase price allocations of acquired businesses, valuation of assets and liabilities including goodwill and other intangible assets, product warranties, sales allowances, assets and liabilities related to defined benefit plans, taxes, lease related assets and liabilities, share-based compensation, environmental costs, product liability and other contingencies. Actual results could differ from the Company's estimates. Estimates and assumptions are reviewed periodically, and the effects of changes, if any, are reflected in the Consolidated Statements of Comprehensive Income in the period they are determined.

Currency Translation: Assets and liabilities where the functional currency is not the U.S. dollar have been translated at year-end exchange rates, and income and expense accounts have been translated using average exchange rates throughout the year. Adjustments resulting from the process of translating a subsidiary's financial statements into the U.S. dollar are recorded to Accumulated other comprehensive loss.

Foreign currency transaction gains and losses are a result of the effect of exchange rate changes on transactions denominated in currencies other than the functional currency. Transaction gains and losses are recognized in Other income (expense), net, in the Consolidated Statements of Comprehensive Income in the period they are incurred.

Cash and Cash Equivalents: Cash and cash equivalents include cash on hand, demand deposits and all highly liquid investments with original maturities at the time of purchase of three months or less.

Accounts and Notes Receivable, Net: Receivables consist of billed receivables which are currently due from customers. The Company provides for an allowance for doubtful accounts and notes receivable, which represents the best estimate of expected lifetime credit losses inherent in the Company's accounts and notes receivable portfolios. The Company's estimates are influenced by a continuing credit evaluation of customers' financial condition, trade accounts and notes receivable aging and historical loss experience, as well as reasonable and supportable forecasts of future economic conditions. The Company has reserved \$20.2 million and \$14.0 million for doubtful accounts and notes receivable as of December 31, 2024 and 2023, respectively.

Inventories: Inventories are stated at the lower of cost and net realizable value using the first-in, first-out (FIFO) method.

Property, Plant and Equipment: Property, plant and equipment are stated at cost, less accumulated depreciation. Assets placed in service are recorded at cost and depreciated using the straight-line method over the estimated useful life of the asset except for leasehold improvements, which are depreciated over the shorter of their economic useful life or their lease term. Repair and maintenance costs that do not extend the useful life of the asset are expensed as incurred. Major replacements and

significant improvements that increase asset values and/or extend useful lives are capitalized. The range of useful lives used to depreciate property, plant and equipment is as follows:

Buildings	10	to	50	years
Machinery and equipment	2	to	12	years
Software	2	to	7	years

The Company assesses the recoverability of the carrying value of its property, plant and equipment whenever events or changes in circumstances indicate that the carrying amount of the asset may not be fully recoverable. Recoverability is measured by a comparison of the carrying amount of an asset to the future net undiscounted cash flows expected to be generated by the asset. If the undiscounted cash flows are less than the carrying amount of the asset, an impairment loss is recognized for the amount by which the carrying value of the asset exceeds its fair value.

Investments: The Company periodically invests in debt or equity securities of start-up companies and/or development stage technology or other companies without acquiring a controlling interest. The Company applies the equity method of accounting when the Company has the ability to exercise significant influence over the operating and financial decision making of the investee. Investments in equity method affiliates totaled \$13.7 million and \$12.7 million as of December 31, 2024 and 2023, respectively. Equity investments that have readily determinable fair values in which the Company does not have significant influence are measured at fair value, with any unrealized holding gains and losses being recorded to earnings. Investments without readily determinable fair values are measured at cost minus impairment, if any, plus or minus changes resulting from observable price changes in orderly transactions for the identical or similar investment of the same issuer and are qualitatively assessed for impairment indicators each reporting period. Investments in debt and equity securities not accounted for under the equity method of accounting totaled \$66.9 million and \$65.8 million as of December 31, 2024 and 2023, respectively. The Company's investments are recorded within Other noncurrent assets within the Consolidated Balance Sheets.

Leases: As a lessee, the Company categorizes its leases into two general categories: real estate and equipment leases. The Company's real estate leases include leased production and assembly facilities, warehouses and distribution centers and office space, while the Company's equipment leases primarily include vehicles, material handling and other equipment utilized in the Company's facilities, laptops and other IT equipment. The Company records a right-of-use ("ROU") asset and lease liability for substantially all leases for which it is a lessee. At inception of a contract, the Company considers all relevant facts and circumstances to assess whether or not the contract represents a lease by determining whether or not the contract conveys the right to control the use of an identified asset for a period of time in exchange for consideration. The Company assesses the specific terms and conditions of each lease to determine the appropriate classification as either an operating or finance lease and the lease term. Substantially all of the Company's leases for which the Company is a lessee are classified as operating leases. If at lease commencement date, a lease has a term of less than 12 months and does not include a purchase option that is reasonably certain to be exercised, the Company does not include the lease as part of its ROU asset or lease liability. If the Company enters into a large number of leases in the same month with the same terms and conditions, these are considered a group (portfolio). There are no material residual value guarantees provided by the Company nor any restrictions or covenants imposed by any leases to which the Company is a party.

The Company assesses the specific terms and conditions of each real estate lease, which can vary significantly from lease to lease, to determine the amount of the lease payments and the length of the lease term, which includes the minimum period over which lease payments are required plus any renewal options that are both within the Company's control to exercise and reasonably certain of being exercised upon lease commencement. When available, the Company will utilize the rate implicit in the lease as the discount rate to determine the lease liability; however, as this rate is not available for most leases, the Company will use its incremental borrowing rate for debt instruments with terms approximating the weighted-average term of its real estate or equipment leases to discount the future lease payments over the lease term to present value. The Company incurs variable lease payments for certain of its real estate leases, such as reimbursements of property taxes, maintenance and other operational costs to the lessor. In general, these variable lease payments are not captured as part of the lease liability or ROU asset, but rather are expensed as incurred. Most of the Company's equipment leases are for terms ranging from two to five years, although terms and conditions can vary from lease to lease. The Company applies similar estimates and judgments to its equipment lease portfolio in determining the lease payments, lease term and incremental borrowing rate as it does to its real estate lease portfolio. The Company does not typically incur variable lease payments related to its equipment leases.

Goodwill: The Company records goodwill as the excess of the purchase price of an acquired business over the fair value of the net assets acquired. Goodwill is tested and reviewed annually for impairment during the fourth quarter or whenever there is a significant change in events or circumstances that indicate the fair value of a reporting unit is more likely than not less than its carrying amount. Recoverability of goodwill is measured at the reporting unit level. The carrying amount of a reporting unit is compared to its estimated fair value. If the estimated fair value of a reporting unit exceeds its carrying amount, goodwill of the reporting unit is not impaired. To the extent that the carrying value of the reporting unit exceeds its estimated fair value, a goodwill impairment charge will be recognized for the amount by which the carrying value of the reporting unit exceeds its fair

value, not to exceed the carrying amount of the reporting unit's goodwill. Estimated fair value of the Company's reporting units is based on two valuation techniques, a discounted cash flow model (income approach) and a market multiple of earnings (market approach), with each method being weighted in the calculation.

Intangible Assets: Similar to Goodwill, indefinite-lived intangible assets are not amortized, but are tested and reviewed annually for impairment during the fourth quarter or whenever there is a significant change in events or circumstances that indicate the fair value of the asset is more likely than not less than its carrying amount. Recoverability of indefinite-lived intangible assets (i.e. Trade names) is determined on a relief from royalty methodology, which is based on the implied royalty paid, at an appropriate discount rate, to license the use of an asset rather than owning the asset. The present value of the after-tax cost savings (i.e. royalty relief) indicates the estimated fair value of the asset. Any excess of the carrying value over the estimated fair value is recognized as an impairment loss equal to that excess.

Intangible assets such as completed technologies, patents, customer-related intangible assets and other intangible assets with finite useful lives are amortized on a straight-line basis over their estimated economic lives. The weighted-average useful lives approximate the following:

Customer relationships	21 years
Trade names (finite-lived)	15 years
Completed technologies/patents	12 years
Other	3 years

Recoverability of intangible assets with finite useful lives is assessed in the same manner as property, plant and equipment, as described above.

Business Combinations: The fair value of consideration paid in a business combination is allocated to the tangible and identifiable intangible assets acquired, liabilities assumed and goodwill using the acquisition method of accounting. Acquired intangible assets typically include trade names, customer relationships and completed technologies. The accounting for business combinations involves a considerable amount of judgment and estimation, and as a result, for significant acquisitions the Company normally obtains the assistance of a third-party valuation specialist in estimating fair values of acquired tangible and intangible assets and assumed liabilities. The allocation of consideration paid to assets acquired and liabilities assumed may be subject to revision based on the final determination of fair values during the measurement period, which may be up to one year from the acquisition date. Any contingent consideration is recorded at the estimated fair value as of the date of the acquisition and is recorded as part of the purchase price. This estimate is updated in future periods and any changes in the estimate, which are not considered an adjustment to the purchase price, are recorded in the Consolidated Statements of Comprehensive Income. Business acquisition and integration costs are expensed as incurred.

Income Taxes: The calculation of the Company's income taxes involves considerable judgment and the use of both estimates and allocations. Deferred tax assets and liabilities are determined based on temporary differences between financial reporting and tax bases of assets and liabilities, applying enacted tax rates expected to be in effect for the year in which the differences are expected to reverse. The Company recognizes future tax benefits, such as net operating losses and tax credits, to the extent that realizing these benefits is considered in its judgment to be more likely than not. The Company regularly reviews the recoverability of its deferred tax assets considering its historic profitability, projected future taxable income, timing of the reversals of existing temporary differences and the feasibility of its tax planning strategies. Where appropriate, the Company records a valuation allowance with respect to future tax benefits.

Cash paid for income taxes, net of refunds, for the years ended December 31, 2024, 2023 and 2022 was \$158.3 million, \$157.9 million and \$81.7 million, respectively.

Product Warranties: The Company offers a standard warranty with most product sales, and the value of such warranty is included in the contractual sales price. Standard product warranty accruals are recorded at the time of sale and are estimated based upon product warranty terms and historical experience. The Company regularly assesses the adequacy of its liabilities and makes adjustments as necessary based on known or anticipated warranty claims, or as new information becomes available.

Revenue Recognition: Net revenues are recognized based on the satisfaction of performance obligations under the terms of a contract. A performance obligation is a promise in a contract to transfer control of a distinct product or to provide a service, or a bundle of products or services, to a customer. The Company has two principal revenue streams, tangible product sales and services and software. Product sales involve contracts with a single performance obligation, the transfer of control of a product or bundle of products to a customer. Transfer of control typically occurs when goods are shipped from the Company's facilities or at other predetermined control transfer points (for instance, destination terms). Services and software offerings include inspection, maintenance and repair, aftermarket, design and installation and locksmith services, as well as on-premise, software maintenance and software as a service ("SaaS") solutions. Unlike the single performance obligation to ship a product or bundle of products, revenue related to services is recognized when the service based performance obligations are satisfied. In some instances, customer acceptance provisions are included in sales arrangements to give the buyer the ability to ensure the service

meets any established criteria. In these instances, revenue recognition is deferred until the performance obligations are satisfied, which could include acceptance terms specified in the arrangement being fulfilled through customer acceptance or a demonstration that established criteria have been satisfied. Revenue from on-premise software solutions are recognized at the point in time when the customer can benefit from the software, which generally aligns with the beginning of the license period.

Net revenues are measured as the amount of consideration expected to be received in exchange for transferring control of the products or providing the services and takes into account variable consideration, such as sales incentive programs including discounts and volume rebates. The existence of these programs does not preclude revenue recognition but does require the Company's best estimate of the variable consideration to be made based on expected activity, as these items are reserved for as a deduction to Net revenues based on the Company's historical rates of providing these incentives and annual forecasted sales volumes. Sales returns and customer disputes involving a question of quantity or price are accounted for as variable consideration, and therefore, as a reduction to Net revenues and as a contra receivable. At December 31, 2024 and 2023, the Company had a reserve for customer claims of \$56.2 million and \$52.8 million, respectively. All other incentives or incentive programs where the customer is required to reach a certain level of purchases, remain a customer for a certain period, provide a rebate form or is subject to additional requirements are also considered variable consideration and are accounted for as a reduction of revenue and a liability. At December 31, 2024 and 2023, the Company had a sales incentive accrual of \$62.8 million and \$55.7 million, respectively. These estimates are reviewed regularly for accuracy, and if updated information or actual amounts are different from previous estimates, the revisions are included in the Company's results for the period in which they become known.

As a practical expedient allowed under ASC 606, "Revenue from Contracts with Customers", the Company recognizes incremental costs of obtaining a contract, if any, as an expense when incurred if the amortization period of the asset would have been one year or less. The Company also applies the practical expedients to omit the disclosure of remaining performance obligations for contracts with an original expected duration of one year or less and for contracts where the Company has the right to invoice for performance completed to date. The transaction price is not adjusted for the effects of a significant financing component, as the time period between control transfer of goods and services is less than one year. Sales, value-added and other similar taxes collected by the Company are excluded from Net revenues. The Company has also elected to account for shipping and handling activities that occur after control of the related goods transfers as fulfillment activities instead of performance obligations. These activities are included in Cost of goods sold in the Consolidated Statements of Comprehensive Income. The Company's payment terms are generally consistent with the industries in which its businesses operate.

Environmental Costs: The Company is subject to laws and regulations relating to protecting the environment and is dedicated to an environmental program to reduce the utilization and generation of hazardous materials during the manufacturing process and to remediate identified environmental concerns. The Company is currently engaged in site investigations and remediation activities to address environmental cleanup from past operations at current and former production facilities. The Company is also sometimes a party to environmental lawsuits and claims and has, from time to time, received notices of potential violations of environmental laws and regulations from the U.S. Environmental Protection Agency and similar state authorities. It has also been identified as a potentially responsible party ("PRP") for cleanup costs associated with off-site waste disposal at federal Superfund and state remediation sites for past operations. For all such sites, there are other PRPs and, in most instances, the Company's involvement is minimal. In estimating its liability, the Company has assumed it will not bear the entire cost of remediation of any site to the exclusion of other PRPs who may be jointly and severally liable. The ability of other PRPs to participate has been taken into account, based on the Company's understanding of the parties' financial condition and probable contributions on a per site basis. The Company regularly evaluates its remediation programs and considers alternative remediation methods that are in addition to, or in replacement of, those currently utilized by the Company based upon enhanced technology and regulatory changes.

Environmental expenditures relating to current operations are expensed or capitalized as appropriate. Expenditures relating to existing conditions caused by past operations, which do not contribute to current or future revenues, are expensed. Liabilities for remediation costs are recorded when they are probable and can be reasonably estimated, generally no later than the completion of feasibility studies or the Company's commitment to a plan of action. The assessment of this liability, which is calculated based on existing technology, does not reflect any offset for possible recoveries from insurance companies and is not discounted.

Research and Development Costs: The Company conducts research and development activities for the purpose of developing and improving new products and services. These costs are expensed when incurred. For the years ended December 31, 2024, 2023 and 2022, expenses related to research and development activities amounted to approximately \$112.7 million, \$101.9 million and \$74.5 million, respectively, and primarily consisted of salaries, wages, benefits, facility costs and other overhead expenses.

Defined Benefit Plans: The Company provides a range of U.S. and non-U.S. defined benefit plan benefits to eligible current and former employees. Noncontributory defined benefit pension plans covering non-collectively bargained U.S. employees provide benefits based on an average pay formula while most plans for collectively bargained U.S. employees provide benefits

based on a flat dollar benefit formula. The non-U.S. defined benefit plans generally provide benefits based on earnings and years of service. Determining the costs associated with such benefits is dependent on various actuarial assumptions, including discount rates, expected returns on plan assets, employee mortality and turnover rates. Actuarial valuations are performed to determine the plan obligations and expense in accordance with GAAP. Actual results may differ from the actuarial estimates and assumptions, and when they do, are generally recorded to Accumulated other comprehensive loss and amortized into Net earnings over future periods.

The Company reviews its actuarial assumptions at each measurement date and makes modifications to the assumptions as appropriate. Discount rates are generally established using hypothetical yield curves based on the yields of corporate bonds rated AA quality. Spot rates are developed from the yield curve and used to discount future benefit payments. The expected return on plan assets reflects the average rate of returns expected on the funds invested or to be invested to provide for the benefits included in the projected benefit obligation. The expected return on plan assets is based on what is achievable given the plan's investment policy, the types of assets held and the target asset allocation.

Share-Based Compensation: The Company records share-based compensation awards using a fair value method and recognizes compensation expense for an amount equal to the fair value of the share-based payment award issued. The Company's share-based compensation plans include programs for stock options, restricted stock units ("RSUs"), performance stock units ("PSUs") and deferred compensation. The fair value of each of the Company's stock option and RSU awards is expensed on a straight-line basis over the required service period, which is generally the 3-year vesting period. However, for stock options and RSUs granted to retirement eligible employees, the Company recognizes expense for the fair value of these awards at the grant date. The Company's Performance Stock Program ("PSP") provides awards for key employees in the form of PSUs based on performance against pre-established objectives. The annual target award level is expressed as a number of the Company's ordinary shares. All PSUs are settled in the form of ordinary shares.

Loss Contingencies: Liabilities are recorded for various contingencies arising in the normal course of business, including litigation and administrative proceedings, environmental matters, product liabilities, product warranties, workers' compensation and other claims. The Company has recorded reserves in the financial statements related to these matters, which are developed using inputs derived from actuarial estimates and historical and anticipated experience data, depending on the nature of the reserve and, in certain instances, with consultation of legal counsel, internal and external consultants and engineers. Amounts recorded for identified contingent liabilities are estimates, which are reviewed periodically and adjusted to reflect additional information when it becomes available.

Financial Instruments: The Company uses various financial instruments, including derivative instruments, to manage the risks associated with interest and currency rate exposures. These financial instruments are not used for trading or speculative purposes. When a derivative contract is entered into, the Company designates the derivative instrument as a cash flow hedge of a forecasted transaction, a cash flow hedge of a recognized asset or liability or as an undesignated derivative. The Company formally documents its hedge relationships, including identification of the derivative instruments and the hedged items, as well as its risk management objectives and strategies for undertaking the hedge transaction. This process includes linking derivative instruments that are designated as hedges to specific assets, liabilities or forecasted transactions.

The Company assesses at inception and at least quarterly thereafter, whether the derivatives used in cash flow hedging transactions are effective in offsetting the changes in the cash flows of the hedged item. To the extent the derivative is deemed to be an effective hedge, the fair market value changes of the instrument are recorded to Accumulated other comprehensive loss and subsequently reclassified to Net earnings when the hedged transaction affects earnings. Changes in the fair market value of derivatives not deemed to be an effective hedge are recorded in Net earnings in the period of change. The Company recognizes all derivative instruments on the Consolidated Balance Sheets at their fair value, which is determined through market-based valuations and may not be representative of the actual gains or losses that will be recorded when these instruments mature due to future fluctuations in the markets in which they are traded. If the hedging relationship ceases to be effective subsequent to inception, or it becomes probable that a forecasted transaction will no longer occur, the hedging relationship will be undesignated, and any future gains or losses on the derivative instrument will be recorded in Net earnings.

Recent Accounting Pronouncements

Recently Adopted Accounting Pronouncements:

In November 2023, the FASB issued Accounting Standards Update No. 2023-07, "Segment Reporting (Topic 280): Improvements to Reportable Segment Disclosures". This ASU updates reportable segment disclosure requirements by requiring disclosures of significant reportable segment expenses that are regularly provided to the Chief Operating Decision Maker ("CODM") and included within each reported measure of a segment's profit or loss. This ASU also requires disclosure of the title and position of the individual identified as the CODM and an explanation of how the CODM uses the reported measures of a segment's profit or loss in assessing segment performance and deciding how to allocate resources. The Company adopted this ASU retrospectively on December 31, 2024. Refer to Note 22, Business Segment Information for the inclusion of the new required disclosures.

Recently Issued Accounting Pronouncements:

In December 2023, the FASB issued Accounting Standards Update No. 2023-09, "Income Taxes (Topic 740): Improvements to Income Tax Disclosures", which modifies the rules on income tax disclosures to require entities to disclose (1) specific categories in the rate reconciliation, (2) the income or loss from continuing operations before income tax expense or benefit (separated between domestic and foreign) and (3) income tax expense or benefit from continuing operations (separated by federal, state and foreign). This ASU also requires entities to disclose their income tax payments to international, federal, state and local jurisdictions, among other changes. This guidance will be effective for the annual periods beginning after December 15, 2024. Early adoption is permitted for annual financial statements that have not yet been issued or made available for issuance. This ASU should be applied on a prospective basis, but retrospective application is permitted. This ASU will likely result in additional required disclosures in the Company's Consolidated Financial Statements once adopted.

In November 2024, the FASB issued Accounting Standards Update No. 2024-03, "Income Statement - Reporting Comprehensive Income - Expense Disaggregation Disclosures (Subtopic 220-40): Disaggregation of Income Statement Expenses", which requires disaggregated disclosures of certain categories of expenses that are included in expense line items on the face of the consolidated statements of comprehensive income. This guidance will be effective for annual periods beginning after December 15, 2026 and interim periods within fiscal years beginning after December 15, 2027. This ASU is to be applied prospectively, but retrospective application is permitted. This ASU will likely result in additional required disclosures in the Company's Consolidated Financial Statements once adopted.

There have been no other recent accounting pronouncements, changes in accounting pronouncements or recently adopted accounting guidance that have had or are expected to have a material impact on the Consolidated Financial Statements.

NOTE 3 - ACQUISITIONS

2024

On February 1, 2024, the Company, through its subsidiaries, acquired 100% of Boss Door Controls, a door solutions provider in the United Kingdom. Boss Door Controls is reported in the Company's Allegion International segment.

On March 4, 2024, the Company, through its subsidiaries, acquired 100% of Montajes electronicos Dorcas S.L. ("Dorcas"), a manufacturer of electromechanical access control solutions based in Spain. Dorcas is reported in the Company's Allegion International segment.

On June 3, 2024, the Company, through its subsidiaries, acquired 100% of Krieger Specialty Products, LLC ("Krieger"), a manufacturer of high-performance special purpose doors and windows based in the United States. Krieger is reported in the Company's Allegion Americas segment.

On June 10, 2024, the Company, through its subsidiaries, acquired 100% of Unicel Architectural Corp. ("Unicel"), a manufacturer of advanced glass, timber and aluminum building solutions based in Canada. Unicel is reported in the Company's Allegion Americas segment.

On October 18, 2024, the Company, through its subsidiaries, acquired 100% of SOSS Door Hardware ("SOSS"), a manufacturer of premium hinges and door hardware based primarily in the United States. SOSS is reported in the Company's Allegion Americas segment.

The aggregate consideration for acquisitions was approximately \$147.5 million (net of cash acquired), which includes the fair value of future consideration to be paid, including contingent consideration, which the Company estimates to be approximately \$10.3 million. The acquisitions were accounted for as business combinations and were funded with available cash on hand. The Company has included the financial results of the acquisitions in its Consolidated Financial Statements from the respective acquisition dates. Pro forma financial information for the years ended December 31, 2024 and December 31, 2023 is not material to the Consolidated Financial Statements.

The following table summarizes the allocation of the aggregate purchase price, which includes initial cash consideration and the estimated fair value of contingent consideration, to assets acquired and liabilities assumed as of the respective acquisition dates:

In millions

Net working capital	\$	10.2
Property, plant and equipment and other noncurrent assets		4.1
Goodwill		74.7
Intangible assets		70.5
Other noncurrent liabilities		(12.0)
Total net assets acquired and liabilities assumed	\$	147.5

The valuations of assets acquired and liabilities assumed had not yet been finalized as of December 31, 2024, and finalization of the valuations during the measurement period could result in a change in the amounts recorded. The completion of the valuations will occur no later than one year from the respective acquisition dates as required by GAAP.

Goodwill results from several factors, including Allegion-specific synergies that were excluded from the cash flow projections used in the valuation of intangible assets and intangible assets that do not qualify for separate recognition. The majority of goodwill resulting from these acquisitions is not deductible for tax purposes.

Intangible assets recognized as of the acquisition dates were comprised of the following:

<i>In millions</i>	Value (in millions)	Weighted Average Useful life (in years)
Completed technologies/patents	\$ 14.3	15
Customer relationships	30.6	16
Trade names (finite-lived)	15.3	15
Backlog revenue	10.3	1

2023

On January 3, 2023, the Company, through its subsidiaries, completed an acquisition of plano. group ("plano"), a SaaS workforce management solution business based in Germany, for \$36.6 million, net of cash acquired. The acquisition was accounted for as a business combination and the financial results of plano have been included in the Company's Consolidated Financial Statements since the date of the acquisition. Plano has been integrated into the Allegion International segment.

The allocation of the purchase price, which includes initial cash consideration and the estimated fair value of contingent consideration, to assets acquired and liabilities assumed as of the acquisition date includes \$16.0 million of finite-lived intangible assets, \$23.0 million of goodwill and \$2.4 million of net liabilities assumed. The finite-lived intangible assets have a weighted average useful life of approximately 15 years.

Goodwill results from several factors, including Allegion-specific synergies that were excluded from the cash flow projections used in the valuation of intangible assets and intangible assets that do not qualify for separate recognition, such as an assembled workforce. Goodwill resulting from this acquisition is deductible for tax purposes.

During the years ended December 31, 2024, 2023 and 2022, the Company incurred \$11.4 million, \$21.0 million and \$30.5 million, respectively, of acquisition and integration related expenses, which are included in Selling and administrative expenses in the Consolidated Statements of Comprehensive Income.

NOTE 4 – INVENTORIES

At December 31, the major classes of Inventories were as follows:

<i>In millions</i>	2024	2023
Raw materials	\$ 196.9	\$ 218.4
Work-in-process	48.2	41.6
Finished goods	177.9	178.5
Total	\$ 423.0	\$ 438.5

NOTE 5 – PROPERTY, PLANT AND EQUIPMENT

At December 31, the major classes of property, plant and equipment were as follows:

<i>In millions</i>	2024	2023
Land	\$ 18.5	\$ 19.1
Buildings	186.3	183.0
Machinery and equipment	514.6	489.3
Software	201.5	183.8
Construction in progress	90.7	86.2
Total property, plant and equipment	1,011.6	961.4
Accumulated depreciation	(626.3)	(603.3)
Property, plant and equipment, net	\$ 385.3	\$ 358.1

Depreciation expense for the years ended December 31, 2024, 2023 and 2022, was \$52.2 million, \$47.3 million and \$45.7 million, which includes amounts for software depreciation of \$14.5 million, \$12.9 million and \$12.3 million, respectively.

NOTE 6 – GOODWILL

The changes in the carrying amount of Goodwill were as follows:

<i>In millions</i>	Allegion Americas	Allegion International	Total (1)
December 31, 2022	\$ 1,128.1	\$ 285.0	\$ 1,413.1
Acquisitions and adjustments	(3.7)	23.0	19.3
Currency translation	2.3	8.4	10.7
December 31, 2023	1,126.7	316.4	1,443.1
Acquisitions and adjustments	69.1	5.6	74.7
Currency translation	(9.9)	(18.5)	(28.4)
December 31, 2024	\$ 1,185.9	\$ 303.5	\$ 1,489.4

(1) Accumulated impairment for the International segment was \$573.6 million as of December 31, 2024, 2023, and 2022 respectively. There are no accumulated impairment losses for the Americas segment.

There was no impairment of goodwill for the years ended December 31, 2024, 2023 and 2022.

NOTE 7 – INTANGIBLE ASSETS

At December 31, the gross amount of the Company's intangible assets and related accumulated amortization were as follows:

<i>In millions</i>	2024			2023		
	Gross carrying amount	Accumulated amortization	Net carrying amount	Gross carrying amount	Accumulated amortization	Net carrying amount
Completed technologies/patents	\$ 76.6	\$ (41.7)	\$ 34.9	\$ 64.5	\$ (36.9)	\$ 27.6
Customer relationships	542.7	(201.5)	341.2	535.3	(185.2)	350.1
Trade names (finite-lived)	151.3	(91.4)	59.9	142.2	(79.3)	62.9
Other	91.8	(59.9)	31.9	75.3	(47.5)	27.8
Total finite-lived intangible assets	862.4	\$ (394.5)	467.9	817.3	\$ (348.9)	468.4
Trade names (indefinite-lived)	101.1		101.1	104.4		104.4
Total	\$ 963.5		\$ 569.0	\$ 921.7		\$ 572.8

Intangible asset amortization expense for the years ended December 31, 2024, 2023 and 2022, was \$63.9 million, \$61.7 million and \$49.4 million, respectively.

Future estimated amortization expense on existing intangible assets in each of the next five years amounts to approximately \$61.9 million for 2025, \$52.1 million for 2026, \$45.1 million for 2027, \$36.7 million for 2028 and \$34.4 million for 2029.

In accordance with the Company's indefinite-lived intangible asset impairment testing policy, the Company performs its annual impairment test in the fourth quarter of each year or whenever there is a significant change in events or circumstances that indicate the fair value of an indefinite-lived intangible asset is more likely than not less than its carrying amount. In 2023, based on these tests, it was determined that two of the Company's indefinite-lived trade names in the International segment were impaired, and an impairment charge of \$7.5 million was recorded. The impairment related to declines in volumes which reduced the brands' expected future cash flows. Intangible asset impairment charges are included in Impairment of intangible

assets in the Consolidated Statements of Comprehensive Income. No intangible asset impairment charges were recorded in either of the years ended December 31, 2024 or 2022.

NOTE 8 - DIVESTITURES

In September 2022, the Company sold Milre Systek Co. Ltd. in South Korea for an immaterial amount. As a result of the sale, the Company recorded a Loss on divestiture of \$7.6 million, of which \$1.6 million related to the reclassification of accumulated foreign currency translation adjustments to earnings upon sale.

NOTE 9 – DEBT AND CREDIT FACILITIES

At December 31, long-term debt and other borrowings consisted of the following:

<i>In millions</i>	2024	2023
Term Facility	\$ 212.5	\$ 225.0
3.200% Senior Notes due 2024	—	400.0
3.550% Senior Notes due 2027	400.0	400.0
3.500% Senior Notes due 2029	400.0	400.0
5.411% Senior Notes due 2032	600.0	600.0
5.600% Senior Notes due 2034	400.0	—
Other debt	—	0.1
Total borrowings outstanding	2,012.5	2,025.1
Discounts and debt issuance costs, net	(13.0)	(10.1)
Total debt	1,999.5	2,015.0
Less current portion of long-term debt	21.9	412.6
Total long-term debt	\$ 1,977.6	\$ 1,602.4

Unsecured Credit Facilities

The Company has an unsecured credit agreement in place, consisting of a \$250.0 million term loan facility (the “Term Facility”), of which \$212.5 million was outstanding at December 31, 2024, and a revolving credit facility (the “Revolving Facility” and, together with the Term Facility, the “Credit Facilities”), of which there was no balance outstanding as of December 31, 2024. On May 20, 2024, the Company amended and restated the Credit Facilities which, among other things, (i) increased the total commitment on the Revolving Facility from \$500.0 million to \$750.0 million, (ii) extended the maturity of the Revolving Facility from November 18, 2026 to May 20, 2029, and (iii) transitioned the benchmark interest rate from the Bloomberg Short-Term Bank Yield Index (“BSBY”) to the Secured Overnight Financing Rate (“SOFR”) for the Credit Facilities.

The Term Facility requires quarterly principal payments through its maturity on November 18, 2026. Future payments total \$21.9 million due in 2025 and \$190.6 million due in 2026. The Company repaid \$12.5 million of principal on the Term Facility during the year ended December 31, 2024. Principal amounts repaid on the Term Facility may not be reborrowed. The Company may voluntarily prepay outstanding amounts under the Term Facility at any time without premium or penalty, subject to customary breakage costs.

The Revolving Facility provides aggregate commitments of up to \$750.0 million, which includes up to \$100.0 million for the issuance of letters of credit. The Company had \$18.5 million and \$18.4 million of letters of credit outstanding at December 31, 2024 and 2023, respectively. Borrowings under the Revolving Facility may be repaid at any time without premium or penalty, and amounts repaid may be reborrowed. The Company pays certain fees with respect to the Revolving Facility, including an unused commitment fee on the undrawn portion of between 0.090% and 0.200% per year, depending on the Company's credit ratings, as well as certain other fees.

Outstanding borrowings under the Credit Facilities accrue interest, at the option of the Company, of (i) a SOFR plus an applicable margin, or (ii) a base rate (as defined in the credit agreement) plus an applicable margin. The applicable margin ranges from 0.875% to 1.375% depending on the Company's credit ratings. At December 31, 2024, the Company's outstanding borrowings under the Credit Facilities accrued interest at SOFR plus a margin of 1.225%, resulting in an interest rate of 5.582%. The credit agreement also contains negative and affirmative covenants and events of default that, among other things, limit or restrict the Company's ability to enter into certain transactions. In addition, the Credit Facilities require the Company to comply with a maximum leverage ratio as defined in the credit agreement. As of December 31, 2024, the Company was in compliance with all applicable covenants under the credit agreement.

Senior Notes

On May 29, 2024, Allegion US Hold Co issued \$400.0 million principal amount of its 5.600% Senior Notes due 2034 (the “5.600% Senior Notes”). The Company repaid the \$400.0 million balance on the 3.200% Senior Notes on October 1, 2024.

As of December 31, 2024, Allegion US Hold Co has \$400.0 million outstanding of its 3.550% Senior Notes due 2027 (the “3.550% Senior Notes”), \$600.0 million outstanding of its 5.411% Senior Notes due 2032 (the “5.411% Senior Notes”) and \$400.0 million outstanding of the 5.600% Senior Notes, and Allegion plc has \$400.0 million outstanding of its 3.500% Senior Notes due 2029 (the “3.500% Senior Notes”, and all four senior notes collectively, the “Senior Notes”). The 3.550% Senior Notes and 3.500% Senior Notes both require semi-annual interest payments on April 1 and October 1 of each year and mature on October 1, 2027 and October 1, 2029, respectively. The 5.411% Senior Notes require semi-annual interest payments on January 1 and July 1 of each year and mature on July 1, 2032. The 5.600% Senior Notes require semi-annual interest payments on May 29 and November 29 of each year and mature on May 29, 2034.

The 3.550% Senior Notes, 5.411% Senior Notes and 5.600% Senior Notes are senior unsecured obligations of Allegion US Hold Co and rank equally with all of Allegion US Hold Co’s existing and future senior unsecured and unsubordinated indebtedness. The guarantee of the 3.550% Senior Notes, 5.411% Senior Notes and 5.600% Senior Notes is the senior unsecured obligation of Allegion plc and ranks equally with all of the Company’s existing and future senior unsecured and unsubordinated indebtedness. The 3.500% Senior Notes are senior unsecured obligations of Allegion plc, are guaranteed by Allegion US Hold Co and rank equally with all of the Company’s existing and future senior unsecured indebtedness.

Future Repayments

Future required principal payments on indebtedness as of December 31, 2024 were as follows:

<i>In millions</i>	
2025	\$ 21.9
2026	190.6
2027	400.0
2028	—
2029	400.0
Thereafter	1,000.0
Total	<u>\$ 2,012.5</u>

Cash paid for interest for the years ended December 31, 2024, 2023 and 2022 was \$100.3 million, \$92.0 million and \$56.9 million, respectively.

NOTE 10 – FINANCIAL INSTRUMENTS

Currency Hedging Instruments

The gross notional amount of the Company’s currency derivatives was \$167.2 million and \$175.4 million at December 31, 2024 and 2023, respectively. Neither the fair values of currency derivatives, which are determined based on a pricing model that uses spot rates and forward prices from actively quoted currency markets that are readily observable (Level 2 inputs under the fair value hierarchy described in Note 13), nor the balances included in Accumulated other comprehensive loss, were material as of December 31, 2024 and 2023. Currency derivatives designated as cash flow hedges did not have a material impact to either Net earnings or Other Comprehensive (loss) income during any of the years ended December 31, 2024, 2023 or 2022, nor is the amount to be reclassified into Net earnings over the next twelve months expected to be material, although the actual amounts that will be reclassified to Net earnings may vary as a result of future changes in market conditions. At December 31, 2024, the maximum term of the Company’s currency derivatives, both those that are designated as cash flow hedges and those that are not, was less than one year.

Concentration of Credit Risk

The counterparties to the Company’s forward contracts consist of a number of investment grade major international financial institutions. The Company could be exposed to losses in the event of nonperformance by the counterparties. However, the credit ratings and the concentration of risk in these financial institutions are monitored on a continuous basis and present no significant credit risk to the Company.

NOTE 11 - LEASES

Total lease expense for the years ended December 31, 2024, 2023 and 2022, was \$64.2 million, \$60.9 million and \$48.9 million, respectively, and is classified within Cost of goods sold and Selling and administrative expenses within the Consolidated Statements of Comprehensive Income. Lease expense related to short-term leases, variable lease payments or other leases or lease components not included within the ROU asset or lease liability totaled \$15.9 million, \$16.9 million and

\$9.6 million, respectively, for the years ended December 31, 2024, 2023 and 2022. No material lease costs have been capitalized on the Consolidated Balance Sheets as of December 31, 2024 or 2023.

Amounts included within the Consolidated Balance Sheets related to the Company's ROU asset and lease liability were as follows:

<i>In millions</i>	Balance Sheet classification	December 31, 2024			December 31, 2023		
		Real estate	Equipment	Total	Real estate	Equipment	Total
ROU asset	Other noncurrent assets	\$ 107.1	\$ 40.6	\$ 147.7	\$ 114.7	\$ 33.4	\$ 148.1
Lease liability - current	Accrued expenses and other current liabilities	19.8	16.9	36.7	18.7	15.0	33.7
Lease liability - noncurrent	Other noncurrent liabilities	91.0	23.5	114.5	98.9	18.4	117.3
Other information:							
	Weighted-average remaining term (years)	11.2	2.9		11.6	2.7	
	Weighted-average discount rate	5.2 %	5.8 %		5.0 %	4.4 %	

The following table summarizes additional information related to the Company's leases for the years ended December 31:

<i>In millions</i>	2024			2023		
	Real estate	Equipment	Total	Real estate	Equipment	Total
Cash paid for amounts included in the measurement of lease liabilities	\$ 25.3	\$ 23.0	\$ 48.3	\$ 24.2	\$ 19.8	\$ 44.0
ROU assets obtained in exchange for new lease liabilities	12.1	20.5	32.6	64.7	18.8	83.5

Future Repayments

Future minimum lease payments required under non-cancellable operating leases for both the real estate and equipment lease portfolios for the next five years and thereafter as of December 31, 2024, were as follows:

<i>In millions</i>	2025	2026	2027	2028	2029	Thereafter	Total
Real estate leases	\$ 25.0	\$ 21.1	\$ 17.0	\$ 11.4	\$ 8.1	\$ 69.4	\$ 152.0
Equipment leases	18.7	12.8	7.4	4.0	1.0	—	43.9
Total	\$ 43.7	\$ 33.9	\$ 24.4	\$ 15.4	\$ 9.1	\$ 69.4	\$ 195.9

The difference between the total undiscounted minimum lease payments and the combined current and noncurrent lease liabilities as of December 31, 2024, is due to imputed interest of \$44.7 million.

NOTE 12 – DEFINED BENEFIT PLANS

The Company sponsors several U.S. and non-U.S. defined benefit plans to eligible employees and retirees and also maintains other supplemental plans for officers and other key employees. The following table details information regarding the Company's defined benefit plans at December 31:

<i>In millions</i>	U.S.		NON-U.S.	
	2024	2023	2024	2023
<u>Change in benefit obligations:</u>				
Benefit obligation at beginning of year	\$ 240.6	\$ 247.7	\$ 271.8	\$ 255.1
Service cost	2.0	0.9	3.3	1.5
Interest cost	11.6	12.1	12.0	12.5
Employee contributions	—	—	0.3	0.3
Amendments	—	—	(0.1)	(0.1)
Actuarial (gains) losses	(11.1)	10.9	(21.3)	2.8
Benefits paid	(15.6)	(14.6)	(13.6)	(13.3)
Currency translation	—	—	(7.4)	14.8
Curtailments and settlements	—	(15.9)	(0.9)	(1.8)
Other, including expenses paid	(1.6)	(0.5)	(2.3)	—
Benefit obligation at end of year	\$ 225.9	\$ 240.6	\$ 241.8	\$ 271.8
<u>Change in plan assets:</u>				
Fair value at beginning of year	\$ 244.4	\$ 242.3	\$ 267.7	\$ 248.4
Actual return on plan assets	0.4	18.3	(6.4)	17.1
Company contributions	0.2	15.9	5.0	5.0
Employee contributions	—	—	0.3	0.3
Benefits paid	(15.6)	(14.6)	(13.6)	(13.3)
Currency translation	—	—	(4.7)	13.8
Curtailment and settlements	—	(15.9)	(0.9)	(1.8)
Other, including expenses paid	(1.6)	(1.6)	(2.2)	(1.8)
Fair value of assets at end of year	\$ 227.8	\$ 244.4	\$ 245.2	\$ 267.7
<u>Funded status:</u>				
Plan assets exceeding (less than) benefit obligations	\$ 1.9	\$ 3.8	\$ 3.4	\$ (4.1)
<u>Amounts included in the balance sheet:</u>				
Other noncurrent assets	\$ 7.1	\$ 8.4	\$ 26.4	\$ 19.7
Accrued compensation and benefits	(0.3)	—	(1.2)	(1.3)
Postemployment and other benefit liabilities	(4.9)	(4.6)	(21.8)	(22.5)
Net amount recognized	\$ 1.9	\$ 3.8	\$ 3.4	\$ (4.1)

It is the Company's objective to contribute to the pension plans to ensure adequate funds are available in the plans to make benefit payments to plan participants and beneficiaries when required. However, certain plans are not funded due to either legal, accounting or tax requirements in certain jurisdictions. As of December 31, 2024, approximately 5% of the Company's projected benefit obligation relates to plans that are not funded, of which the majority are non-U.S. plans.

The pretax amounts recognized in Accumulated other comprehensive loss were as follows:

<i>In millions</i>	U.S.		
	Prior service cost	Net actuarial losses	Total
December 31, 2022	\$ (0.5)	\$ (34.0)	\$ (34.5)
Current year changes recorded to Accumulated other comprehensive loss	—	(7.6)	(7.6)
Amortization reclassified to earnings	0.1	0.7	0.8
Settlements/curtailments reclassified to earnings	—	0.1	0.1
December 31, 2023	\$ (0.4)	\$ (40.8)	\$ (41.2)
Current year changes recorded to Accumulated other comprehensive loss	—	(3.6)	(3.6)
Amortization reclassified to earnings	0.2	0.9	1.1
December 31, 2024	\$ (0.2)	\$ (43.5)	\$ (43.7)

<i>In millions</i>	NON-U.S.		
	Prior service cost	Net actuarial losses	Total
December 31, 2022	\$ (3.1)	\$ (97.2)	\$ (100.3)
Current year changes recorded to Accumulated other comprehensive loss	0.1	(1.7)	(1.6)
Amortization reclassified to earnings	0.1	3.5	3.6
Settlements/curtailments reclassified to earnings	—	0.3	0.3
Currency translation and other	(0.1)	(5.3)	(5.4)
December 31, 2023	\$ (3.0)	\$ (100.4)	\$ (103.4)
Current year changes recorded to Accumulated other comprehensive loss	0.1	(1.2)	(1.1)
Amortization reclassified to earnings	0.1	3.5	3.6
Currency translation and other	—	1.9	1.9
December 31, 2024	\$ (2.8)	\$ (96.2)	\$ (99.0)

Weighted-average discount rate assumptions utilized in determining benefit obligations as of December 31, were as follows:

	2024	2023
U.S. plans	5.6 %	5.1 %
Non-U.S. plans	5.4 %	4.6 %

Information regarding pension plans with accumulated benefit obligations more than plan assets were:

<i>In millions</i>	U.S.		NON-U.S.	
	2024	2023	2024	2023
Projected benefit obligation	\$ 5.1	\$ 4.6	\$ 34.2	\$ 34.4
Accumulated benefit obligation	5.0	4.6	28.0	28.7
Fair value of plan assets	\$ —	\$ —	\$ 11.1	\$ 10.6

Future pension benefit payments are expected to be paid as follows:

<i>In millions</i>	U.S.	NON-U.S.
2025	\$ 19.5	\$ 14.9
2026	23.2	15.3
2027	19.1	15.7
2028	18.4	16.0
2029	18.8	17.2
2030 - 2034	86.7	91.4

The components of the Company's net periodic pension benefit (income) cost for the years ended December 31, were as follows:

<i>In millions</i>	U.S.		
	2024	2023	2022
Service cost	\$ 0.9	\$ 0.9	\$ 5.9
Interest cost	11.6	12.1	8.1
Expected return on plan assets	(15.2)	(15.0)	(13.5)
Administrative costs and other	1.1	1.0	1.1
Net amortization of:			
Prior service costs	0.2	0.2	0.2
Plan net actuarial losses	0.9	0.7	1.1
Net periodic pension benefit (income) cost	\$ (0.5)	\$ (0.1)	\$ 2.9

<i>In millions</i>	NON-U.S.		
	2024	2023	2022
Service cost	\$ 1.5	\$ 1.4	\$ 1.4
Interest cost	12.0	12.5	6.7
Expected return on plan assets	(16.2)	(16.0)	(14.3)
Administrative costs and other	1.9	1.8	1.5
Net amortization of:			
Prior service costs	0.1	0.1	0.1
Plan net actuarial losses (gains)	3.5	3.5	(0.5)
Net curtailment and settlement losses	0.1	0.3	—
Net periodic pension benefit cost (income)	<u>\$ 2.9</u>	<u>\$ 3.6</u>	<u>\$ (5.1)</u>

The Service cost component of Net periodic pension benefit cost (income) is recorded in Cost of goods sold and Selling and administrative expenses, while the remaining components are recorded within Other income, net within the Consolidated Statements of Comprehensive Income.

Net periodic pension benefit cost for 2025 is projected to be approximately \$3 million, utilizing the assumptions for calculating the pension benefit obligations at the end of 2024.

Weighted-average assumptions utilized in determining net periodic pension benefit cost (income) for the years ended December 31, were as follows:

	2024	2023	2022
Discount rate:			
U.S. plans	5.1 %	5.4 %	2.8 %
Non-U.S. plans	4.6 %	4.9 %	1.9 %
Rate of compensation increase:			
U.S. plans	3.0 %	— %	3.0 %
Non-U.S. plans	3.2 %	3.4 %	3.5 %
Expected return on plan assets:			
U.S. plans	6.5 %	6.5 %	4.3 %
Non-U.S. plans	6.2 %	6.4 %	3.5 %

The Company generally estimates the service and interest cost components of net periodic benefit cost utilizing a full yield-curve approach. Under this approach, the Company applies discounting using the applicable spot rates derived from the yield curve to discount the cash flows used to measure the benefit obligation. These spot rates align to each of the projected benefit obligation cash flows and service cost cash flows. The expected return on plan assets reflects the average rate of returns expected on the funds invested or to be invested to provide for the benefits included in the projected benefit obligation and is based on what is achievable given the plan's investment policy, the types of assets held and target asset allocations. The expected long-term rate of return is determined as of the measurement date. Each plan is reviewed, along with its historical returns and target asset allocations, to determine the appropriate expected return on plan assets to be used.

The Company's overall objective in managing its defined benefit plan assets is to ensure that all present and future benefit obligations are met as they come due. The goal is to achieve this while trying to mitigate volatility in plan funded status, contributions and expense by better matching the characteristics of the plan assets to that of the plan liabilities. Each plan's funded status and asset allocation is monitored regularly in addition to investment manager performance.

The fair values of the Company's U.S. pension plan assets at December 31, 2024, by asset category, were as follows:

<i>In millions</i>	Fair value measurements				Total
	Quoted prices in active markets for identical assets (Level 1)	Significant other observable inputs (Level 2)	Significant unobservable inputs (Level 3)	Assets measured at NAV	
Cash, cash equivalents and short-term investments	\$ —	\$ —	\$ —	\$ 1.9	\$ 1.9
Common collective trusts	—	—	—	169.2	169.2
Other ^(a)	—	—	—	56.7	56.7
Total U.S. pension plan assets	<u>\$ —</u>	<u>\$ —</u>	<u>\$ —</u>	<u>\$ 227.8</u>	<u>\$ 227.8</u>

(a) Includes group trust diversified credit and real asset funds.

The fair values of the Company's U.S. pension plan assets at December 31, 2023, by asset category, were as follows:

<i>In millions</i>	Fair value measurements				Total
	Quoted prices in active markets for identical assets (Level 1)	Significant other observable inputs (Level 2)	Significant unobservable inputs (Level 3)	Assets measured at NAV	
Cash, cash equivalents and short-term investments	\$ —	\$ —	\$ —	\$ 5.5	\$ 5.5
Common collective trusts	—	—	—	183.7	183.7
Other ^(a)	—	—	—	55.2	55.2
Total U.S. pension plan assets	\$ —	\$ —	\$ —	\$ 244.4	\$ 244.4

(a) Includes group trust diversified credit and real asset funds.

No material transfers in or out of Level 3 occurred during the years ended December 31, 2024 or 2023.

The Company's U.S. pension plan assets are valued using the following methodologies:

- *Cash, cash equivalents and short-term investments* – Short-term investments are valued at their daily net asset value (NAV) per share or the equivalent based upon the fair value of the underlying investments. NAV per share or the equivalent is used for fair value purposes as a practical expedient and is calculated by the investment manager or sponsor of the fund. These investments primarily consist of short-term investment funds.
- *Common collective trusts* – Common collective trust ("CCT") funds are not publicly traded and are valued at NAV per share or the equivalent based upon the fair value of the underlying investments. NAV per share or the equivalent is used for fair value purposes as a practical expedient and is calculated by the investment manager or sponsor of the applicable fund. CCT funds consist of a variety of publicly traded securities, including equity mutual funds, U.S. government and agency obligations, corporate and non-U.S. bonds, securitized credit and emerging market debt. There are no unfunded commitments, redemption frequency restrictions or other redemption restrictions related to such investments.

The fair values of the Company's non-U.S. pension plan assets at December 31, 2024, by asset category, were as follows:

<i>In millions</i>	Fair value measurements				Total
	Quoted prices in active markets for identical assets (Level 1)	Significant other observable inputs (Level 2)	Significant unobservable inputs (Level 3)	Assets measured at NAV	
Cash, cash equivalents and short-term investments	\$ 0.9	\$ —	\$ —	\$ 32.7	\$ 33.6
Equity mutual funds	—	3.6	—	72.7	76.3
Corporate and non-U.S. bonds	—	3.3	—	124.4	127.7
Other ^(a)	—	0.3	4.1	3.2	7.6
Total non-U.S. pension plan assets	\$ 0.9	\$ 7.2	\$ 4.1	\$ 233.0	\$ 245.2

(a) Primarily includes a core diversified credit fund, a credit opportunity fund and derivative contracts.

The fair values of the Company's non-U.S. pension plan assets at December 31, 2023, by asset category, were as follows:

<i>In millions</i>	Fair value measurements				Total
	Quoted prices in active markets for identical assets (Level 1)	Significant other observable inputs (Level 2)	Significant unobservable inputs (Level 3)	Assets measured at NAV	
Cash, cash equivalents and short-term investments	\$ 0.8	\$ —	\$ —	\$ 39.0	\$ 39.8
Equity mutual funds	—	3.3	—	45.4	48.7
Corporate and non-U.S. bonds	—	3.0	—	137.4	140.4
Other ^(a)	—	0.3	4.1	34.4	38.8
Total non-U.S. pension plan assets	\$ 0.8	\$ 6.6	\$ 4.1	\$ 256.2	\$ 267.7

(a) Primarily includes a core diversified credit fund, a credit opportunity fund and derivative contracts.

No material transfers in or out of Level 3 occurred during the years ended December 31, 2024 or 2023.

The Company's non-U.S. pension plan assets are valued using the following methodologies:

- *Cash, cash equivalents and short-term investments* – Cash equivalents are valued using a market approach with inputs including quoted market prices for either identical or similar instruments. Short-term investments are valued at the closing price or amount held on deposit by the custodian bank, at fair value by discounting the related cash flows based on current yields of similar instruments with comparable durations considering the credit-worthiness of the issuer, or at NAV per share or the equivalent based upon the fair value of the underlying investments. NAV per share or the equivalent is used for fair value purposes as a practical expedient and is calculated by the investment manager or sponsor of the fund. These investments primarily consist of short-term investment funds.
- *Equity mutual funds* – Equity mutual funds are primarily valued at NAV per share or the equivalent. NAV per share or the equivalent is used for fair value purposes as a practical expedient and is calculated by the investment manager or sponsor of the fund.
- *Corporate and non-U.S. bonds* – Quoted market prices are not available for these securities. Fair values are either estimated using pricing models and/or quoted prices of securities with similar characteristics or discounted cash flows, in which instances such securities are classified as Level 2, or valued at NAV per share or the equivalent. NAV per share or the equivalent is used for fair value purposes as a practical expedient and is calculated by the investment manager or sponsor of the fund.

The Company made employer contributions of \$0.2 million, \$15.9 million and \$0.5 million to the U.S. pension plans in 2024, 2023 and 2022, respectively. The Company made employer contributions to its non-U.S. pension plans of \$5.0 million, \$5.0 million and \$5.5 million in 2024, 2023 and 2022, respectively.

The Company currently projects that approximately \$5 million will be contributed to its plans worldwide in 2025. The Company's policy allows it to fund an amount, which could be in excess of or less than the pension cost expensed, subject to the limitations imposed by current tax regulations. The Company anticipates funding the plans in 2025 in accordance with contributions required by funding regulations or the laws of each jurisdiction.

Most of the Company's U.S. employees are covered by defined contribution plans. Employer contributions are determined based on criteria specific to the individual plans and amounted to approximately \$33.0 million, \$31.7 million and \$23.0 million in 2024, 2023 and 2022, respectively. The Company's contributions relating to non-U.S. defined contribution plans and other non-U.S. benefit plans were \$10.9 million, \$10.1 million and \$8.8 million in 2024, 2023 and 2022, respectively.

Deferred Compensation Plan

The Company maintains an Executive Deferred Compensation Plan ("EDCP"), which is an unfunded, nonqualified plan that, prior to 2019, permitted certain employees to defer up to 50% of their annual salary and up to 100% of their annual bonus awards, performance stock plan awards and restricted stock units into a number of investment choices, including its ordinary share equivalents, until conclusion of their employment with the Company. As of December 31, 2024 and 2023, the deferred compensation liability balance was \$12.0 million and \$13.9 million, respectively, the majority of which was recorded within Postemployment and other benefit liabilities in the Consolidated Balance Sheets. Amounts invested in ordinary share equivalents of the Company are not included in the deferred compensation liability balance, as these amounts will be settled in ordinary shares of the Company at the time of distribution.

NOTE 13 – FAIR VALUE MEASUREMENTS

Fair value is defined as the exchange price that would be received to sell an asset or paid to transfer a liability (an exit price) in the principal or most advantageous market for the asset or liability in an orderly transaction between market participants on the measurement date. Fair value measurements are based on a framework that utilizes the inputs market participants use to determine the fair value of an asset or liability and establishes a fair value hierarchy to prioritize those inputs. The fair value hierarchy is comprised of the three levels described below:

- Level 1 – Inputs based on quoted prices in active markets for identical assets or liabilities.
- Level 2 – Inputs other than Level 1 quoted prices, such as quoted prices for similar assets or liabilities; quoted prices in markets that are not active; or other inputs that are observable or can be corroborated by observable market data for substantially the full term of the asset or liability.
- Level 3 – Unobservable inputs based on little or no market activity and that are significant to the fair value of the assets and liabilities.

The fair value hierarchy requires an entity to maximize the use of observable inputs and minimize the use of unobservable inputs when measuring fair value. Observable inputs are obtained from independent sources and can be validated by a third party, whereas unobservable inputs reflect assumptions regarding what a third party would use in pricing an asset or liability based on the best information available under the circumstances. A financial instrument's categorization within the fair value hierarchy is based upon the lowest level of input that is significant to the fair value measurement.

Assets and liabilities measured at fair value at December 31, 2024, were as follows:

<i>In millions</i>	Fair value measurements			
	Quoted prices in active markets for identical assets (Level 1)	Significant other observable inputs (Level 2)	Significant unobservable inputs (Level 3)	Total fair value
Recurring fair value measurements				
<i>Assets:</i>				
Investments	\$ —	\$ 17.1	\$ —	\$ 17.1
Total asset recurring fair value measurements	\$ —	\$ 17.1	\$ —	\$ 17.1
<i>Liabilities:</i>				
Deferred compensation and other retirement plans	\$ —	\$ 17.4	\$ —	\$ 17.4
Total liability recurring fair value measurements	\$ —	\$ 17.4	\$ —	\$ 17.4
Financial instruments not carried at fair value				
Total debt	\$ —	\$ 1,979.3	\$ —	\$ 1,979.3
Total financial instruments not carried at fair value	\$ —	\$ 1,979.3	\$ —	\$ 1,979.3

Assets and liabilities measured at fair value at December 31, 2023, were as follows:

<i>In millions</i>	Fair value measurements			
	Quoted prices in active markets for identical assets (Level 1)	Significant other observable inputs (Level 2)	Significant unobservable inputs (Level 3)	Total fair value
Recurring fair value measurements				
<i>Assets:</i>				
Investments	\$ —	\$ 18.0	\$ —	\$ 18.0
Total asset recurring fair value measurements	\$ —	\$ 18.0	\$ —	\$ 18.0
<i>Liabilities:</i>				
Deferred compensation and other retirement plans	\$ —	\$ 18.2	\$ —	\$ 18.2
Total liability recurring fair value measurements	\$ —	\$ 18.2	\$ —	\$ 18.2
Financial instruments not carried at fair value				
Total debt	\$ —	\$ 1,984.9	\$ —	\$ 1,984.9
Total financial instruments not carried at fair value	\$ —	\$ 1,984.9	\$ —	\$ 1,984.9

The Company determines the fair value of its financial assets and liabilities using the following methodologies:

- *Investments* – These instruments include equity mutual funds and corporate bond funds. The fair value is obtained based on observable market prices quoted on public exchanges for similar instruments.
- *Deferred compensation and other retirement plans* – These include obligations related to deferred compensation and other retirement plans adjusted for market performance. The fair value is obtained based on observable market prices quoted on public exchanges for similar instruments.
- *Debt* – These instruments are recorded at cost and include the Credit Facilities and Senior Notes maturing through 2034. The fair value of these debt instruments is obtained based on observable market prices quoted on public exchanges for similar instruments.

The carrying values of Cash and cash equivalents, Accounts and notes receivable, net, Accounts payable, Accrued compensation and benefits and Accrued expenses and other current liabilities are a reasonable estimate of their fair values due to the short-term nature of these instruments. As discussed in Note 2, the Company also has investments in debt and equity securities without readily determinable fair values, which are measured at cost minus impairment, if any, plus or minus changes resulting from observable price changes in orderly transactions for identical or similar investments of the same issuer and are qualitatively assessed for impairment indicators at each reporting period. As these investments are considered to be nonrecurring fair value measurements, they are not included in the fair value tables above.

The methodologies used by the Company to determine the fair value of its financial assets and liabilities at December 31, 2024, are the same as those used at December 31, 2023.

NOTE 14 – EQUITY

Ordinary Shares

The changes in ordinary shares outstanding for the year ended December 31, 2024, were as follows:

<i>In millions</i>	Total
December 31, 2023	87.5
Shares issued under equity incentive plans	0.4
Repurchase of ordinary shares	(1.6)
December 31, 2024	86.3

Allegion had 400.0 million ordinary shares authorized and 10.0 million preferred shares, \$0.001 par value per share, authorized (with none outstanding) at December 31, 2024.

In June 2023, the Company's Board of Directors reauthorized the Company's existing share repurchase program and, as a result, authorized the repurchase of up to, and including \$500.0 million of the Company's ordinary shares (the "Share Repurchase Authorization"). During the year ended December 31, 2024, the Company paid \$220.0 million to repurchase approximately 1.6 million ordinary shares on the open market under the Share Repurchase Authorization. As of December 31, 2024, the Company has approximately \$240.0 million still available to be repurchased under the Share Repurchase Authorization.

Accumulated Other Comprehensive Loss

The changes in Accumulated other comprehensive loss were as follows:

<i>In millions</i>	Cash flow hedges	Defined benefit plan adjustments	Currency translation	Total
December 31, 2021	\$ 0.9	\$ (96.0)	\$ (99.3)	\$ (194.4)
Other comprehensive (loss) income, net of tax	5.2	(21.1)	(75.5)	(91.4)
December 31, 2022	6.1	(117.1)	(174.8)	(285.8)
Other comprehensive income (loss), net of tax	(0.5)	(8.8)	33.6	24.3
December 31, 2023	5.6	(125.9)	(141.2)	(261.5)
Other comprehensive income (loss), net of tax	1.3	2.8	(74.2)	(70.1)
December 31, 2024	\$ 6.9	\$ (123.1)	\$ (215.4)	\$ (331.6)

All amounts of Other comprehensive loss, net attributable to noncontrolling interests on the Consolidated Statements of Equity relate to foreign currency items.

NOTE 15 – SHARE-BASED COMPENSATION

Under the Company's shareholder-approved equity incentive plan, a maximum of 2.7 million ordinary shares are authorized for issuance, of which 2.4 million remained available for issuance as of December 31, 2024, for future equity incentive awards.

Compensation Expense

Share-based compensation expense is included in Cost of goods sold and Selling and administrative expenses within the Consolidated Statements of Comprehensive Income. The following table summarizes the expenses recognized for the years ended December 31:

<i>In millions</i>	2024	2023	2022
Stock options	\$ 4.9	\$ 4.3	\$ 4.4
RSUs	15.2	14.6	14.2
PSUs	8.1	7.5	5.9
Pre-tax expense	28.2	26.4	24.5
Tax benefit	(2.5)	(2.7)	(2.7)
After-tax expense	\$ 25.7	\$ 23.7	\$ 21.8

Stock Options / RSUs

The weighted-average fair value of stock options granted for the years ended December 31, 2024, 2023 and 2022, was estimated to be \$40.92, \$33.66 and \$28.24 per share, respectively, using the Black-Scholes option-pricing model. The weighted-average assumptions used were as follows:

	2024	2023	2022
Dividend yield	1.47 %	1.60 %	1.46 %
Volatility	29.28 %	28.47 %	27.12 %
Risk-free rate of return	4.29 %	4.10 %	2.13 %
Expected life	6.0 years	6.0 years	6.0 years

Volatility is based on the Company's historic volatility. The risk-free rate of return is based on the yield curve of a zero-coupon U.S. Treasury bond on the date the award is granted with a maturity equal to the expected term of the award. The expected life of the Company's stock option awards is derived from the simplified approach based on the weighted-average time to vest and the remaining contractual term and represents the period of time that awards are expected to be outstanding.

Changes in options outstanding under the plans for the years ended December 31, 2024, 2023 and 2022, were as follows:

	Shares subject to option	Weighted- average exercise price ^(a)	Aggregate intrinsic value (millions)	Weighted-average remaining life (years)
December 31, 2021	757,780	\$ 93.76		
Granted	234,809	112.18		
Exercised	(52,641)	58.63		
Canceled	(7,366)	115.55		
December 31, 2022	932,582	100.21		
Granted	156,929	112.59		
Exercised	(76,969)	73.30		
Canceled	(12,182)	117.82		
December 31, 2023	1,000,360	104.01		
Granted	135,906	130.66		
Exercised	(247,729)	90.19		
Canceled	(17,884)	125.72		
Outstanding December 31, 2024	870,653	\$ 111.65	\$ 16.6	5.7
Exercisable December 31, 2024	575,012	\$ 107.44	\$ 13.4	4.5

- (a) The weighted-average exercise price of awards represents the exercise price of the awards on the grant date converted to ordinary shares of the Company.

The following table summarizes information concerning outstanding and exercisable options as of December 31, 2024:

			Options outstanding			Options exercisable		
Range of exercise price			Number outstanding at December 31, 2024	Weighted- average remaining life (years)	Weighted- average exercise price	Number exercisable at December 31, 2024	Weighted- average remaining life (years)	Weighted- average exercise price
50.01	—	75.00	45,963	1.4	\$ 63.44	45,963	1.4	\$ 63.44
75.01	—	100.00	89,999	3.2	87.75	89,999	3.2	87.75
100.01	—	125.00	486,685	6.2	111.38	313,576	5.7	110.79
125.01	—	150.00	248,006	6.4	129.80	125,474	3.9	129.33
			870,653	5.7	\$ 111.65	575,012	4.5	\$ 107.44

At December 31, 2024, there was \$3.9 million of total unrecognized compensation cost from stock option arrangements granted under the plan, which is primarily related to unvested stock options held by non-retirement eligible employees. The aggregate intrinsic value of stock options exercised during the years ended December 31, 2024 and 2023, was \$11.4 million and \$3.5 million, respectively. Generally, stock options expire ten years from their date of grant.

The following table summarizes RSU activity for the years ended December 31, 2024, 2023 and 2022:

	RSUs	Weighted-average grant date fair value ^(a)
Outstanding and unvested at December 31, 2021	195,403	\$ 112.35
Granted	187,363	111.64
Vested	(114,987)	110.00
Canceled	(6,731)	115.04
Outstanding and unvested at December 31, 2022	261,048	112.79
Granted	137,677	112.38
Vested	(101,516)	115.94
Canceled	(9,844)	112.45
Outstanding and unvested at December 31, 2023	287,365	111.51
Granted	103,774	129.51
Vested	(139,023)	112.15
Canceled	(11,742)	122.14
Outstanding and unvested at December 31, 2024	240,374	\$ 118.40

(a) The weighted-average grant date fair value represents the fair value of the awards on the grant date converted to ordinary shares of the Company. At December 31, 2024, there was \$10.0 million of total unrecognized compensation cost from RSU arrangements granted under the plan, which is primarily related to unvested RSUs held by non-retirement eligible employees.

Performance Stock

In February 2022, 2023 and 2024, the Compensation Committee of the Company's Board of Directors granted PSUs that vested based 50% upon a performance condition, measured at each reporting period by earnings per share ("EPS") performance during a three-year performance period in relation to pre-established targets set by the Compensation Committee, and 50% upon a market condition, measured by the Company's relative total shareholder return ("TSR") against, for 2022 and 2023, the S&P 400 Capital Goods Index over a three-year performance period, and for 2024, a 50/50 weighting of the S&P 400 Capitals Goods Index and the S&P 500 Capital Goods Index over a three-year performance period. The fair values of the market conditions are estimated using a Monte Carlo simulation approach in a risk-neutral framework to model future stock price movements based upon historical volatility, risk-free rates of return and correlation matrix.

The following table summarizes PSU activity for the maximum number of shares that may be issued upon vesting of those awards for the years ended December 31, 2024, 2023 and 2022:

	PSUs	Weighted-average grant date fair value ^(a)
Outstanding and unvested at December 31, 2021	145,167	\$ 98.34
Granted	51,035	123.26
Vested	(38,044)	92.15
Forfeited	(19,773)	101.96
Outstanding and unvested at December 31, 2022	138,385	108.71
Granted	77,253	120.69
Vested	(13,028)	149.43
Forfeited	(49,419)	134.62
Outstanding and unvested at December 31, 2023	153,191	102.93
Granted	58,363	155.76
Vested	(39,932)	113.85
Forfeited	(18,665)	128.09
Outstanding and unvested at December 31, 2024	152,957	\$ 117.16

(a) The weighted-average grant date fair value represents the fair value of the awards on the grant date converted to ordinary shares of the Company. At December 31, 2024, there was \$8.7 million of total unrecognized compensation cost from the PSP based on actual performance through such date, which is related to shares underlying unvested awards. This compensation cost will be recognized over the required service period, which is generally the three-year performance/vesting period.

NOTE 16 – RESTRUCTURING ACTIVITIES

During the years ended December 31, 2024, 2023 and 2022, the Company recorded \$8.1 million, \$12.5 million and \$3.3 million, respectively, of expenses associated with restructuring activities. Restructuring activities in each period were related to workforce reductions intended to optimize and simplify operations and cost structure. Restructuring expenses are included within Cost of goods sold and Selling and administrative expenses within the Consolidated Statements of Comprehensive Income.

The changes in the restructuring reserve during the years ended December 31, 2024 and 2023, were as follows:

<i>In millions</i>	Total
December 31, 2022	\$ 0.2
Additions, net of reversals	12.5
Cash payments	(10.9)
Currency translation	0.1
December 31, 2023	1.9
Additions, net of reversals	8.1
Cash payments	(5.7)
Currency translation	(0.1)
December 31, 2024	\$ 4.2

The majority of the costs accrued as of December 31, 2024, are expected to be paid within one year.

NOTE 17 – OTHER INCOME, NET

The components of Other income, net for the years ended December 31, were as follows:

<i>In millions</i>	2024	2023	2022
Interest income	\$ (20.5)	\$ (6.8)	\$ (1.3)
Currency translation loss	2.2	3.9	2.4
Earnings and gains from the sale of equity method investments, net	(1.1)	(1.0)	(0.8)
Net periodic pension and postretirement benefit cost (income), less service cost	(0.2)	1.0	(9.4)
Other (income) expense	(0.5)	1.0	(2.5)
Other income, net	\$ (20.1)	\$ (1.9)	\$ (11.6)

NOTE 18 – INCOME TAXES

Earnings before income taxes for the years ended December 31 were taxed within the following jurisdictions:

<i>In millions</i>	2024	2023	2022
U.S.	\$ 298.6	\$ 220.8	\$ 95.5
Non-U.S.	400.2	396.4	419.0
Total	\$ 698.8	\$ 617.2	\$ 514.5

The jurisdictional mix of earnings, which includes the impact of the location of earnings as well as the tax cost on the Company's international operations, can vary as a result of operating fluctuations in the normal course of business, the impact of internal restructurings and as a result of the extent and location of other income and expense items, such as restructuring charges, asset impairments and gains or losses on strategic business decisions.

The components of the Provision for income taxes for the years ended December 31 were as follows:

<i>In millions</i>	2024	2023	2022
Current tax expense:			
U.S.	\$ 111.4	\$ 114.7	\$ 98.3
Non-U.S.	34.1	29.5	29.2
Total:	145.5	144.2	127.5
Deferred tax benefit:			
U.S.	(39.7)	(59.1)	(62.8)
Non-U.S.	(4.5)	(8.5)	(8.5)
Total:	(44.2)	(67.6)	(71.3)
Total tax expense:			
U.S.	71.7	55.6	35.5
Non-U.S.	29.6	21.0	20.7
Total	\$ 101.3	\$ 76.6	\$ 56.2

The Provision for income taxes differs from the amount of income taxes determined by applying the applicable U.S. statutory income tax rate to pretax income, as a result of the following differences:

	Percent of pretax income		
	2024	2023	2022
Statutory U.S. rate	21.0 %	21.0 %	21.0 %
Increase (decrease) in rates resulting from:			
Non-U.S. tax rate differential ⁽¹⁾	(9.7)	(11.0)	(13.6)
State and local income taxes ⁽¹⁾	2.4	2.4	1.4
Global Minimum Tax	1.4	—	—
Reserves for uncertain tax positions	0.3	(0.1)	1.3
Other adjustments	(0.9)	0.1	0.8
Effective tax rate	14.5 %	12.4 %	10.9 %

(1) Net of changes in valuation allowances

The majority of the Company's earnings are considered permanently reinvested, and therefore, the Company has not recorded any incremental withholding or income tax liabilities on these permanently reinvested earnings.

At December 31, a summary of the deferred tax accounts was as follows:

<i>In millions</i>	2024	2023
Deferred tax assets:		
Inventory and accounts receivable	\$ 12.7	\$ 13.0
Fixed assets and intangibles	4.5	3.8
Lease liabilities	36.2	36.2
Postemployment and other benefit liabilities	31.8	36.3
Other reserves and accruals	23.2	24.3
Net operating losses, tax credits and other carryforwards	557.9	552.4
Other	1.8	1.4
Gross deferred tax assets	668.1	667.4
Less: deferred tax valuation allowances	(247.0)	(281.0)
Deferred tax assets net of valuation allowances	\$ 421.1	\$ 386.4
Deferred tax liabilities:		
Fixed assets and intangibles	\$ (96.7)	\$ (95.5)
Right of use assets	(35.4)	(35.7)
Postemployment and other benefit liabilities	(6.5)	(4.9)
Unremitted earnings of foreign subsidiaries	(4.1)	(3.4)
Other	(5.8)	(5.5)
Gross deferred tax liabilities	(148.5)	(145.0)
Net deferred tax assets	\$ 272.6	\$ 241.4

At December 31, 2024, \$4.1 million of deferred taxes were recorded for certain undistributed earnings of subsidiaries. Historically, no deferred taxes have been provided for any portion of the remaining undistributed earnings of the Company's subsidiaries since these earnings have been, and will continue to be, permanently reinvested in these subsidiaries. For many reasons, including the number of legal entities and jurisdictions involved, the complexity of the Company's legal entity structure, the complexity of tax laws in the relevant jurisdictions and the impact of projections of income for future years to any calculations, the Company believes it is not practicable to estimate, within any reasonable range, the amount of additional taxes which may be payable upon the distribution of earnings.

At December 31, 2024, the Company had the following tax losses and tax credit carryforwards available to offset taxable income in prior and future years:

<i>In millions</i>	Amount	Expiration Period
U.S. Federal tax loss carryforwards	\$ 15.2	2028-Unlimited
U.S. Federal and State credit carryforwards	5.2	2025-2037
U.S. State tax loss carryforwards	12.9	2025-Unlimited
Non-U.S. tax loss carryforwards	\$ 1,015.8	2025-Unlimited

The U.S. state tax loss carryforwards were incurred in various jurisdictions. The non-U.S. tax loss carryforwards were incurred in various jurisdictions, predominantly in Ireland, Luxembourg and the United Kingdom.

The Company evaluates its deferred income tax assets to determine if valuation allowances are required or should be adjusted. GAAP requires that companies assess whether valuation allowances should be established against their deferred tax assets based on consideration of all available evidence, both positive and negative, using a "more likely than not" standard. This assessment considers the nature, frequency and amount of recent losses, the duration of statutory carryforward periods and tax planning strategies. In making such judgments, significant weight is given to evidence that can be objectively verified.

Activity associated with the Company's valuation allowance is as follows:

<i>In millions</i>	2024	2023	2022
Beginning balance	\$ 281.0	\$ 264.7	\$ 265.5
Increase to valuation allowance	2.9	15.7	4.2
Decrease to valuation allowance	(26.5)	—	(3.9)
Tax rate decrease	(8.8)	—	—
Currency translation	(1.6)	0.6	(1.1)
Ending balance	\$ 247.0	\$ 281.0	\$ 264.7

During the year ended December 31, 2024, the valuation allowance decreased by \$34.0 million, while during the year ended December 31, 2023, the valuation allowance increased by \$16.3 million. The Company's valuation allowance will fluctuate from year to year as a result of changes in country specific tax laws, internal restructurings, jurisdictional profitability and changes in judgments and facts regarding the realizability of deferred tax assets.

The Company has total unrecognized tax benefits of \$44.5 million and \$45.1 million as of December 31, 2024 and 2023, respectively. The amount of unrecognized tax benefits that, if recognized, would affect the effective tax rate is \$44.5 million as of December 31, 2024. A reconciliation of the beginning and ending amount of unrecognized tax benefits is as follows:

<i>In millions</i>	2024	2023	2022
Beginning balance	\$ 45.1	\$ 45.2	\$ 41.5
Additions based on tax positions related to the current year	12.2	10.8	10.1
Additions based on tax positions related to prior years	0.1	1.4	0.9
Reductions based on tax positions related to prior years	(2.4)	(1.9)	(0.2)
Reductions related to settlements with tax authorities	(1.0)	—	—
Reductions related to lapses of statute of limitations	(8.4)	(10.9)	(6.5)
Currency translation	(1.1)	0.5	(0.6)
Ending balance	\$ 44.5	\$ 45.1	\$ 45.2

The Company records interest and penalties associated with the uncertain tax positions within its provision for income taxes. The Company had reserves associated with interest and penalties, net of tax, of \$9.2 million and \$9.0 million at December 31, 2024 and 2023, respectively. For the year ended December 31, 2024, the Company recognized \$1.0 million in interest and penalties, net of tax, related to these uncertain tax positions. For the year ended December 31, 2023, the Company recognized a \$2.7 million reduction in interest and penalties, net of tax, related to these uncertain tax positions.

The total amount of unrecognized tax benefits relating to the Company's tax positions is subject to change based on future events including, but not limited to, the settlements of ongoing audits and/or the expiration of applicable statutes of limitations. Although the outcomes and timing of such events are highly uncertain, it is reasonably possible that the balance of gross unrecognized tax benefits, excluding interest and penalties, could potentially be reduced by up to approximately \$11.3 million during the next 12 months.

The provision for income taxes involves a significant amount of management judgment regarding interpretation of relevant facts and laws in the jurisdictions in which the Company operates. Future changes in applicable laws, projected levels of taxable income and tax planning could change the effective tax rate and tax balances recorded by the Company. In addition, tax authorities periodically review income tax returns filed by the Company and can raise issues regarding its filing positions, timing and amount of income or deductions and the allocation of income among the jurisdictions in which the Company operates. A significant period of time may elapse between the filing of an income tax return and the ultimate resolution of an issue raised by a tax authority with respect to that return. In the normal course of business, the Company is subject to examination by taxing authorities throughout the world, including such major jurisdictions as Australia, Canada, France, Germany, Italy, Mexico, the Netherlands, Poland and the U.S. In general, the examination of the material tax returns of subsidiaries of the Company is complete for the years prior to 2016, with certain matters being resolved through appeals and litigation.

NOTE 19 – EARNINGS PER SHARE (EPS)

Basic EPS is calculated by dividing Net earnings attributable to Allegion plc by the weighted-average number of ordinary shares outstanding for the applicable period. Diluted EPS is calculated after adjusting the denominator of the basic EPS calculation for the effect of all potentially dilutive ordinary shares, which in the Company's case, includes shares issuable under its share-based compensation plans.

The following table summarizes the weighted-average number of ordinary shares outstanding for basic and diluted earnings per share calculations:

<i>In millions</i>	2024	2023	2022
Weighted-average number of basic shares	87.2	87.9	88.0
Shares issuable under share-based compensation plans	0.4	0.4	0.3
Weighted-average number of diluted shares	87.6	88.3	88.3

As of December 31, 2024 and 2023, 0.1 million and 0.6 million stock options were excluded from the computation of weighted-average diluted shares outstanding, respectively, because the effect of including these shares would have been anti-dilutive.

NOTE 20 – NET REVENUES

The following table shows the Company's Net revenues related to both tangible product sales and services and software for the years ended December 31, 2024, 2023 and 2022, respectively, disaggregated by business segment. Net revenues are shown by tangible product sales and services and software, as contract terms, conditions and economic factors affecting the nature, amount, timing and uncertainty around revenue recognition and cash flows are substantially similar within each of these two revenue streams:

<i>In millions</i>	2024		
	Allegion Americas	Allegion International	Total
Products	\$ 2,855.4	\$ 663.2	\$ 3,518.6
Services and software	157.0	96.6	253.6
Total Net revenues	\$ 3,012.4	\$ 759.8	\$ 3,772.2

<i>In millions</i>	2023		
	Allegion Americas	Allegion International	Total
Products ^(a)	\$ 2,756.7	\$ 644.6	\$ 3,401.3
Services and software ^(a)	156.9	92.6	249.5
Total Net revenues	\$ 2,913.6	\$ 737.2	\$ 3,650.8

<i>In millions</i>	2022		
	Allegion Americas	Allegion International	Total
Products ^(a)	\$ 2,455.8	\$ 657.4	\$ 3,113.2
Services and software ^(a)	74.9	83.8	158.7
Total Net revenues	\$ 2,530.7	\$ 741.2	\$ 3,271.9

- (a) Revenue from access control systems and time, attendance and workforce productivity solutions were reclassified from electronic Products revenue to Services and software revenue to better align with the Company's operations and management reporting. The reclassification had no impact on the timing or amount of revenue recognized. Accordingly, the electronic Products revenue and Services and software revenue for the years ended December 31, 2023 and 2022 were recast to reflect this change. The impact of this recast was to reclassify approximately \$57.9 million and \$46.6 million of Net revenues from electronic Products to Services and software for the years ended December 31, 2023 and 2022, respectively.

As of December 31, 2024 and 2023, the contract assets related to the Company's right to consideration for work completed but not billed were not material. The Company does not have any material costs to obtain or fulfill a contract that are capitalized on its Consolidated Balance Sheets.

As of December 31, 2024 and 2023, the contract liabilities related to revenues allocated to remaining performance obligations totaled \$33.2 million and \$27.2 million, respectively, and are classified as Accrued expenses and other current liabilities and Other noncurrent liabilities within the Consolidated Balance Sheets. A majority of the contract liabilities are expected to be recognized as revenue within the next twelve months.

During the years ended December 31, 2024 and 2023, no adjustments related to performance obligations satisfied in previous periods were recorded.

NOTE 21 – COMMITMENTS AND CONTINGENCIES

The Company is involved in various litigation, claims and administrative proceedings, including those related to environmental and product warranty matters. Amounts recorded for identified contingent liabilities are estimates, which are reviewed periodically and adjusted to reflect additional information when it becomes available. Subject to the uncertainties inherent in estimating future costs for contingent liabilities, except as expressly set forth in this note, management believes that any liability which may result from these legal matters would not have a material adverse effect on the financial condition, results of operations, liquidity or cash flows of the Company.

Environmental Matters

As of December 31, 2024 and 2023, the Company has recorded reserves for environmental matters of \$17.8 million and \$20.2 million, respectively. The total reserve at December 31, 2024 and 2023, included \$9.9 million and \$11.2 million, respectively, related to remediation of sites previously disposed by the Company. Environmental reserves are classified as Accrued expenses and other current liabilities or Other noncurrent liabilities within the Consolidated Balance Sheets based on the timing of their

expected future payment. The Company's total current environmental reserve at December 31, 2024 and 2023, was \$2.4 million and \$3.6 million, respectively, and the remainder is classified as noncurrent.

The Company incurred \$1.1 million, \$0.5 million and \$2.9 million of expenses during the years ended December 31, 2024, 2023 and 2022, respectively, for environmental remediation at sites presently or formerly owned or leased by the Company. Environmental remediation costs are recorded in Costs of goods sold within the Consolidated Statements of Comprehensive Income. Given the evolving nature of environmental laws, regulations and technology, the ultimate cost of future compliance is uncertain.

Warranty Liability

The changes in the standard product warranty liability for the years ended December 31, were as follows:

<i>In millions</i>	2024	2023	2022
Balance at beginning of period	\$ 20.7	\$ 18.2	\$ 17.7
Reductions for payments	(12.6)	(9.5)	(9.1)
Accruals for warranties issued during the current period	15.8	12.6	8.8
Changes to accruals related to preexisting warranties	(0.7)	(0.7)	—
Acquisitions/divestitures	—	—	1.4
Translation	(0.4)	0.1	(0.6)
Balance at end of period	<u>\$ 22.8</u>	<u>\$ 20.7</u>	<u>\$ 18.2</u>

Standard product warranty liabilities are classified as Accrued expenses and other current liabilities or Other noncurrent liabilities within the Consolidated Balance Sheets based on the timing of the expected future payments. The amount included within current liabilities at December 31, 2024 and 2023, was \$16.9 million and \$14.7 million, respectively, and the remainder is classified as noncurrent.

NOTE 22 – BUSINESS SEGMENT INFORMATION

The Company classifies its business into the following two reportable segments based on industry and market focus: Allegion Americas and Allegion International. The Company largely evaluates performance based on Segment operating income and Segment operating margin. The Company's CODM is its chief executive officer, who uses Segment operating income as the measure of profit and loss to evaluate the financial performance of the business and as the basis for resource allocation, performance reviews and compensation. For these reasons, the Company believes Segment operating income represents the most relevant measure of segment profit and loss. The Company's CODM may exclude certain charges or gains, such as corporate charges and other special charges, from Operating income to arrive at a Segment operating income that is a more meaningful measure of profit and loss upon which to base operating decisions. The Company defines Segment operating margin as Segment operating income as a percentage of the segment's Net revenues.

A summary of operations and balance sheet information by reportable segments as of and for the years ended December 31, were as follows:

<i>Dollar amounts in millions</i>	2024	2023	2022
Allegion Americas			
Net revenues	\$ 3,012.4	\$ 2,913.6	\$ 2,530.7
Cost of goods sold	1,666.5	1,637.9	1,494.8
Selling and administrative expenses	529.7	518.5	424.7
Segment operating income	816.2	757.2	611.2
Segment operating margin	27.1 %	26.0 %	24.2 %
Depreciation and amortization	74.3	67.6	55.3
Capital expenditures	67.2	72.6	49.2
Total segment assets	2,572.7	2,457.7	2,401.1
Allegion International			
Net revenues	759.8	737.2	741.2
Cost of goods sold	441.4	430.6	450.7
Selling and administrative expenses	252.1	241.0	220.1
Impairment of intangible assets	—	7.5	—
Segment operating income	66.3	58.1	70.4
Segment operating margin	8.7 %	7.9 %	9.5 %
Depreciation and amortization	41.0	40.0	36.6
Capital expenditures	24.2	16.2	11.7
Total segment assets	1,146.0	1,204.3	1,160.0
Reconciliation to earnings before income taxes			
Segment operating income from reportable segments	\$ 882.5	\$ 815.3	\$ 681.6
Unallocated corporate expense	101.8	106.9	95.2
Interest expense	102.0	93.1	75.9
Loss on divestitures	—	—	7.6
Other income, net	(20.1)	(1.9)	(11.6)
Total earnings before income taxes	\$ 698.8	\$ 617.2	\$ 514.5
Other reportable segment information			
Depreciation and amortization from reportable segments	\$ 115.3	\$ 107.6	\$ 91.9
Unallocated depreciation and amortization	0.9	1.4	3.2
Total depreciation and amortization	\$ 116.2	\$ 109.0	\$ 95.1
Capital expenditures from reportable segments	\$ 91.4	\$ 88.8	\$ 60.9
Corporate capital expenditures, net of transfers to business segments	0.7	(4.6)	3.1
Total capital expenditures	\$ 92.1	\$ 84.2	\$ 64.0
Assets from reportable segments	\$ 3,718.7	\$ 3,662.0	\$ 3,561.1
Unallocated assets ^(a)	769.1	649.5	430.1
Total assets	\$ 4,487.8	\$ 4,311.5	\$ 3,991.2

- (a) Unallocated assets consist primarily of investments in unconsolidated affiliates, property, plant and equipment, net, ROU assets, deferred income taxes and cash and cash equivalents.

Net revenues by destination and nature of products and services for the years ended December 31, were as follows:

<i>In millions</i>	2024	2023	2022
U.S.	\$ 2,858.7	\$ 2,754.7	\$ 2,402.7
Non-U.S.	913.5	896.1	869.2
Total Net revenues	\$ 3,772.2	\$ 3,650.8	\$ 3,271.9

<i>In millions</i>	2024	2023	2022
Mechanical products	\$ 2,572.2	\$ 2,436.3	\$ 2,302.3
Electronic products ^{(a)(c)}	946.4	965.0	810.9
Services and software ^{(b)(c)}	253.6	249.5	158.7
Total Net revenues	<u>\$ 3,772.2</u>	<u>\$ 3,650.8</u>	<u>\$ 3,271.9</u>

- (a) Electronic products encompass both residential and non-residential products, and include all electrified product categories, including, but not limited to, electronic and electrified locks, access control systems, time and attendance systems, electronic and electrified door controls and systems and exit devices.
- (b) Services and software revenues include inspection, maintenance and repair, design and installation, aftermarket and locksmith services, as well as software offerings such as access control, platform integration, workforce management and time, attendance, and workforce productivity software.
- (c) See footnote 20 for description of Net revenues that were recast for the years ended December 31, 2023 and 2022.

In fiscal years 2024, 2023 and 2022, no customer exceeded 10% of consolidated Net revenues.

At December 31, long-lived assets by geographic area were as follows:

<i>In millions</i>	2024	2023
U.S.	\$ 460.1	\$ 412.7
Non-U.S.	393.1	413.8
Total	<u>\$ 853.2</u>	<u>\$ 826.5</u>

NOTE 23 – SUBSEQUENT EVENTS

On February 6, 2025, the Company's Board of Directors declared a quarterly dividend of \$0.51 cents per ordinary share. The dividend is payable March 31, 2025, to shareholders of record on March 14, 2025.

ALLEGION PLC
VALUATION AND QUALIFYING ACCOUNTS
FOR THE YEARS ENDED DECEMBER 31, 2024, 2023 AND 2022
(Amounts in millions)

Allowances for Doubtful Accounts:

Balance December 31, 2021	\$ 5.4
Additions charged to costs and expenses	2.1
Deductions*	(0.8)
Currency translation and other	(0.7)
Balance December 31, 2022	6.0
Additions charged to costs and expenses	11.7
Deductions*	(3.7)
Balance December 31, 2023	14.0
Additions charged to costs and expenses	5.3
Deductions*	(4.2)
Currency translation and other	5.1
Balance December 31, 2024	\$ 20.2

* "Deductions" include accounts and advances written off, less recoveries.

INSIDER TRADING POLICY

PURPOSE

Allegion plc (the “Company”) has adopted this insider trading policy (this “Policy”) to promote compliance with insider trading laws by the Company and its affiliates, directors, officers, employees, agents, consultants and advisors. Insider trading laws prohibit: (i) trading in a company’s securities while in possession of material non-public information about that company; or (ii) providing material non-public information to others who may then trade while in possession of such information. Violations of insider trading laws, inadvertent or otherwise, can result in severe civil and criminal penalties for the individuals involved, as well as for the Company and its management. Violations, or even the allegation or appearance of an improper transaction, can also damage the Company’s reputation for integrity and professionalism.

This Policy supplements, and does not supersede, the Company’s Code of Conduct, which includes provisions requiring compliance with applicable laws, including laws relating to insider trading and stock tipping.

APPLICABILITY

This Policy applies to you if you are a director, officer, employee, agent, consultant or advisor of the Company and its subsidiaries in and outside of the United States. This Policy also applies to your related persons (see definition below).

POLICY

It is the Company’s policy that you may not transact in Company securities while in the possession of material non-public information. You also may not engage in any other action to take advantage of that material non-public information or pass it on to others so that they may trade on the information.

This Policy also applies to material non-public information about any other company obtained in the course of your employment or association with the Company. If you obtain material nonpublic information about another company, you may not transact in securities of that company, engage in any action to take advantage of that information or pass that information to others so that they may trade on the information.

Additional restrictions on trading Company securities apply to restricted persons, as discussed below.

DEFINITIONS AND EXPLANATIONS

- *Who is an “insider”?* Any person who has material non-public information is considered an insider as to that information. Insiders include Company directors, officers, employees, agents, consultants, advisors and those persons in a special relationship with the Company, such as its auditors, consultants, and outside counsel. The question of who is an insider is decided in the context of each transaction. In other words, an individual is an insider with respect to each item of material non-public information of which he or she is aware.
 - *What is “material” information?* The materiality of information depends upon the facts and circumstances. Information is considered “material” if there is a substantial likelihood that a reasonable investor would consider it important in making a decision to buy, sell or hold a security or where the information, if disclosed, could be viewed by a reasonable investor as having significantly altered the total mix of information available in the marketplace about the Company. Material information can be positive or negative and can relate to virtually any aspect of the Company’s business or to any type of
-

security, debt or equity. Some examples of material information include, but are not limited to:

- Earnings information, including projections of future earnings or losses.
- Financial performance, including quarterly and year-end earnings or changes in financial performance or liquidity.
- Changes to previous Company earnings, sales or cash flow guidance, or the decision to suspend earnings guidance.
- Confirmation of previous Company guidance on earnings, sales or cash flow where the passage of time or the occurrence of an event has caused previous guidance to become “stale.”
- A significant merger, acquisition or divestiture proposal or agreement.
- Changes in dividend policy or capital structure.
- Information regarding management changes at the executive officer level (currently Senior Vice President or higher).
- Significant new contracts or orders, or the loss thereof.
- Change in auditors or auditor notification that the Company may no longer rely on an auditor’s report.
- A significant disruption in the Company’s operations or loss, potential loss, breach or unauthorized access of its property or assets, including its information technology and operational technology systems.
- Actual or threatened material litigation, or the resolution of such litigation.
- Events regarding the Company’s securities — e.g., defaults on senior securities, calls of securities for redemption, repurchase plans, stock splits or changes in dividends, changes to the rights of security holders, and public or private sales of additional securities.

These examples are merely illustrations of material items. Many other types of information may be considered material depending on the circumstances. Materiality of particular information must be assessed on a case-by-case basis. If you are unsure whether information is material, consult with your legal counsel (General Counsel or Corporate Secretary).

- *What is “nonpublic” information?* Information is “nonpublic” if it is not available to the general public. In order for information to be considered public, it must be widely disseminated by the Company in a manner making it generally available to investors. For example, information will be considered generally available to investors if the Company publishes it through media outlets such as Dow Jones, Reuters Economic Services, The Wall Street Journal, Associated Press or United Press International or if the Company files the information with, or furnishes the information to, the U.S. Securities and Exchange Commission. The circulation of rumors, even if accurate and reported in the news media, does not constitute effective public dissemination.

Even after a public announcement of material information, a reasonable period of time must pass in order for the market to absorb and react to the information. As a general rule, information is considered non-public until the beginning of the first full trading day after the date on which the information is publicly released. For example, if the Company issues a press release disclosing material non-public information (e.g., Company earnings information) before the opening of market on Tuesday, then the first time you can transact in Company securities is the opening of market on Wednesday, assuming you are not aware of other material non-public information at that time. If the Company issues a press release disclosing material non-public

information after the market closes on Tuesday, then the first time you can transact in Company securities is the opening of market on Thursday.

- *Who is a “related person”?* A “related person” includes (a) your spouse, children and anyone else living in your household, (b) family members who do not live in your household but whose transactions in Company securities are directed by you or subject to your influence or control, and (c) entities whose transactions in Company securities are directed by you or subject to your influence or control, such as partnerships in which you are a general partner, trusts of which you are a trustee, and estates of which you are an executor. Although other persons, such as your parents, aunts, uncles, sisters, brothers or friends, may not be considered to be related persons if they are not living in your household and you don’t influence or control their transactions in Company securities, they may be “tippees” for securities law purposes if you communicate material non-public information to them. “Tipping” is discussed below.
- *Who is a “restricted person”?* A “restricted person” is a person designated by the Company as having regular access to material non-public information. The Company will notify you if it deems you to be a restricted person. Restricted persons are subject to additional restrictions discussed below.
- *What are securities?* The term “security” or “securities” is defined broadly under the securities laws and includes stock (common and preferred), stock options, warrants, bonds, notes, debentures, convertible instruments, put or call options or other similar instruments.
- *What does it mean to “transact” or “trade” in securities?* To transact or trade in securities includes: (a) any purchase or sale of securities, including any exercise of stock options or sales of stock acquired upon the exercise of such options; (b) transactions in puts, calls or other derivative securities tied to a security of a company; (c) entering into a credit default swap on a company’s debt; (d) making or modifying any instructions or investment options (including under the Company’s or any other company’s 401(k) plan) that could result in any of the foregoing; or (e) making a bona fide gift of securities.

GUIDELINES

To comply with the letter and spirit of this Policy, you should observe the following rules:

- *Non-disclosure of Material Non-Public Information.* Until material non-public information has been widely disseminated by the Company, it must not be disclosed to anyone, except the persons within the Company or third-party agents of the Company (such as advisors and outside counsel) whose positions require them to know it.
 - *Prohibited Trading in Securities.* You may not transact or recommend that another person transact in Company securities when you are aware of material information about the Company that has not been released to the public. If you become aware of material non-public information about another company that has not been released to the public during the course of your employment or association with the Company, you may not transact, or recommend that any other person transact, in such other company’s securities. These restrictions apply to all transactions, including through brokers or on-line brokerage accounts.
 - *How Transactions Appear in Hindsight.* If securities transactions become the subject of scrutiny, they are likely to be viewed after the fact with the benefit of knowledge of all of the circumstances present at the time, even if you engaged in the transaction without considering these circumstances. As a result, before engaging in any transaction, you should carefully consider how the transaction may be construed with the benefit of hindsight.
-

- *“Tipping” Information to Others.* You may be liable for communicating or “tipping” material non-public information to any outside party (a “tippee”) or for recommending that the tippee transact in securities of the Company or other company based on such information. Tippees are not limited to related persons; they can be friends, neighbors or acquaintances. Tippees inherit your duties and are liable for trading on material non-public information illegally tipped to them by you. Similarly, just as you are liable for the insider trading of your tippees, so are tippees who pass the information along to others who trade. In other words, a tippee’s liability for insider trading is no different from that of an insider. Tippees can obtain material non-public information by receiving specific tips from others or through conversations at social, business or other gatherings, among other things.
- *Avoid Speculation.* Investing in Company securities provides an opportunity to share in the future growth of the Company. However, short-range speculation based on fluctuations in the market price of Company securities may put your personal gain in conflict with the best interests of the Company and its shareholders. The Company prohibits its directors and executive officers and all other employees covered under this Policy from (i) transacting in any financial instruments designed to hedge or offset any decrease in the market value of Company securities, and (ii) engaging in any form of trading in Company securities that is inconsistent with long-term investment in the Company, signals a lack of confidence in the Company or may lead to the appearance of insider trading, including, but not limited to, any trading activity designed to profit from fluctuations in the prices of Company securities, “day trading” and arbitrage trading, short sales, buying securities on margin, and the use of forward contracts, equity swaps, collars, exchange funds, puts, calls, covered calls, options and other derivative securities or any instruments designed to increase in value as a result of the market value of the Company’s securities. Directors, executive officers and all employees covered under this policy are also prohibited from holding Company securities in a margin account or pledging Company securities as collateral for a loan.

ADDITIONAL RESTRICTIONS FOR RESTRICTED PERSONS

- *Restricted Persons.* Restricted persons may only transact in Company securities during open window periods. Directors, executive officers, other Section 16 officers, and any persons identified by the Company as requiring pre-clearance, as well as any of their related persons, may only transact during open window periods after receiving pre-clearance from the Senior Vice President and General Counsel or Secretary, as discussed further below.
 - *Trading Window.* The period prior to the public release of the Company’s quarterly and annual financial results is a particularly sensitive period for transactions in Company securities from the perspective of insider trading. This sensitivity is due to the fact that officers, directors and certain employees will often, during these periods, possess material non-public information about the expected financial results for the quarter or year. Accordingly, if you are a restricted person under this policy or if you are aware of the Company’s financial results, you may not transact in Company securities while the Company’s trading window is closed. The trading window generally opens on the morning of the business day following the Company’s earnings call, assuming that a full trading day has elapsed, and closes at the end of the second Friday of the third month of the fiscal quarter. Restricted persons will receive a communication from the Secretary announcing the opening and closing of the Company’s trading window. The Company may also close the trading window from time to time in connection with specific material
-

developments. In such situations, the Senior Vice President and General Counsel or Secretary may notify particular individuals that they are not permitted to engage in any transactions in Company securities. If you are notified that the trading window is closed other than at the regularly scheduled time, you may not disclose this to others. Depending on the circumstances, the closing of the trading window may be announced or unannounced. If unannounced, an individual will be informed of the closure when he or she contacts the Senior Vice President and General Counsel or Secretary to seek clearance of a transaction, as described below. Note that the restrictions imposed in connection with the closure of trading windows are in addition to the other restrictions in this Policy. Trading while a trading window is open is NOT a “safe harbor.” You continue to be restricted from transacting in Company securities while in possession of material non-public information even if the trading window is open.

- *Pre-Clearance.* Directors, executive officers, other Section 16 officers and any restricted persons identified by the Company as requiring pre-clearance are required to obtain prior clearance from the Senior Vice President and General Counsel or Secretary (including Asst. Secretary) or his/her designee before you or a related person transacts in Company securities at any time. You will receive a communication from the Secretary each time the window is opening if you are required to pre-clear transactions. Any advice will relate solely to the restraints imposed by law and will not constitute advice regarding the investments aspects of any transaction. In addition, receipt of clearance is NOT a safe harbor. You continue to be restricted from transacting in Company securities while in possession of material non-public information even if you receive pre-clearance.
- *10b5-1 Trading Plans.* The securities laws allow a safe harbor from insider trading liability for transactions pursuant to a written trading plan that meets the requirements of Rule 10b5-1 under the Securities Exchange Act of 1934. Transactions under properly constructed trading plans can be completed during blackout periods and at other times when the individual in question possesses material nonpublic information, and they are not subject to pre-clearance requirements. Restricted persons must obtain pre-clearance from the Senior Vice President and General Counsel or Secretary (including Asst. Secretary) before entering into any such agreement. A 10b5-1 trading plan can only be established when you are not in possession of any material non-public information.
- *Post-Transaction Notification Requirement Filing/ Transaction Reports with the SEC.* If you are a Section 16 officer or director of the Company, you are required to file reports with the U.S. Securities and Exchange Commission within two business days of any transaction involving Company securities, including any exercise of stock options. As a result, these individuals are required to report transactions promptly to the Senior Vice President and General Counsel or Secretary, so that reports can be completed and filed on a timely basis.
- *Short Swing Profits.* If you are a Section 16 officer or director of the Company, you may not both buy and sell Company securities within any six-month period. This rule applies regardless of whether the individual in question possesses any material nonpublic information.

POST-TERMINATION TRANSACTIONS

This policy continues to apply to transactions in Company securities even after termination of service to the Company. If any individual is in possession of material non-public information when his or her service terminates, that individual may not trade in Company securities until that information has become public or is no longer material.

VIOLATIONS

**YOU SHOULD REMEMBER THAT YOU BEAR THE ULTIMATE RESPONSIBILITY
FOR ADHERING TO THIS POLICY AND AVOIDING IMPROPER TRADING.**

Securities laws impose civil and criminal fines and penalties, including imprisonment, on persons who trade in a company's securities at a time when they have knowledge of material nonpublic information concerning that company's securities. Insiders may also be liable for improper transactions by any tippee to whom they have disclosed material nonpublic information regarding a company or to whom they have made recommendations to transact in a company's securities on the basis of such information, even if the insider did not profit from the trading. In addition to any governmental action or penalty, the Company will impose appropriate disciplinary action on any director, officer or employee who violates this Policy. Such disciplinary action could include termination of employment.

The Company's policy with respect to insider trading and the disclosure of confidential information, and the procedures that implement this policy, are not intended to serve as precise recitations of the legal prohibitions against insider trading and tipping which are highly complex, fact specific and evolving. Certain of the procedures are design to prevent even the appearance of impropriety and in some respects may be more restrictive than the securities laws. Therefore, these procedures are not intended to serve as a basis for establishing civil or criminal liability that would not otherwise exist.

QUESTIONS

Please direct any questions regarding this Policy to the Senior Vice President and General Counsel or Secretary (including Asst. Secretary). Any concerns about insider trading activities can be reported to the Ethics Helpline.

Revised on June 2, 2022

List of Subsidiaries of Allegion plc as of December 31, 2024

Subsidiary	Jurisdiction of Formation
AD Solutions, Inc.	United States
AG Management Limited	United Arab Emirates
Allegion (Australia) Pty Ltd.	Australia
Allegion (Hong Kong) Limited	Hong Kong
Allegion (Ireland) Finance Designated Activity Company	Ireland
Allegion (Malaysia) SDN. BHD.	Malaysia
Allegion (New Zealand) Limited	New Zealand
Allegion (Southeast Asia) Pte. Ltd.	Singapore
Allegion (Thailand) Limited	Thailand
Allegion (UK) Limited	United Kingdom
Allegion Access Technologies LLC	United States
Allegion B.V.	Netherlands
Allegion Canada Access Inc.	Canada
Allegion Canada Inc.	Canada
Allegion de Mexico, S. de R.L. de C.V.	Mexico
Allegion Denmark A/S	Denmark
Allegion Deutsche Holding GmbH	Germany
Allegion Digital Solutions LLC	United States
Allegion EMEA BV	Belgium
Allegion German Holding I GmbH	Germany
Allegion Hardware de Mexico, S. de R.L. de C.V.	Mexico
Allegion Immobilien GmbH	Germany
Allegion India Private Limited	India
Allegion International AG	Switzerland
Allegion Investments (Switzerland) AG	Switzerland
Allegion Investments (UK) Limited	United Kingdom
Allegion Investments Holding LLC	United States
Allegion Irish Holding Company IV Limited	Ireland
Allegion Irish Holding Company Limited	Ireland
Allegion Korea Inc.	Korea
Allegion LLC	United States
Allegion Lux Financing III S.à.r.l	Luxembourg
Allegion Luxembourg Holding and Financing S.à r.l.	Luxembourg
Allegion Management (DIFC) Limited	United Arab Emirates
Allegion Netherlands B.V.	Netherlands
Allegion NV	Belgium
Allegion Panama, S. de R.L.	Panama
Allegion S&S Lock Holding Company Inc.	United States
Allegion Security Technologies (CHINA) Co., LTD.	China
Allegion US Holding Company Inc.	United States
Allegion US Holding II LLC	United States
Allegion US Holding III Inc.	United States

Allegion Ventures LLC	United States
AM Finance Holding Limited	Malta
AM Finance I Limited	Malta
AM Finance II Limited	Malta
API Services and Solutions Pty Limited	Australia
AXA Stenman Deutschland GmbH	Germany
AXA Stenman France S.A.S.	France
AXA Stenman Holding B.V.	Netherlands
AXA Stenman Poland Sp Z.O.O	Poland
Boss Door Controls Limited	United Kingdom
Bricard S.A.S	France
Cisa Cerraduras S.A.	Spain
Cisa S.p.A.	Italy
Electronic Technologies Corporation USA	United States
Fire and Security Hardware Pty Limited	Australia
Gainsborough Hardware Industries Limited	Australia
Harrow Industries LLC	United States
Harrow Products (Delaware) LLC	United States
Harrow Products LLC	United States
Interflex Datensysteme Gesellschaft m.b.H.	Austria
Interflex Datensysteme GmbH	Germany
Isonas, Inc.	United States
Krieger Specialty Products LLC	United States
Montajes Electrónicos Dorcas, S.L.	Spain
Normbau France S.A.S.	France
Normbau GmbH	Germany
Overtur Architectural Services LLC	United States
Pin & Tumbler Studio LLC	United States
plano solutions gmbh	Germany
Recognition Systems LLC	United States
Republic Doors and Frames, LLC	United States
S&S Lock Indemnity (Barbados) Limited	Barbados
S&S Lock Insurance (Arizona) Company	United States
Schlage de Mexico S.A. de C.V.	Mexico
Schlage Lock Company LLC	United States
SimonsVoss Technologies AB	Sweden
SimonsVoss Technologies BV	Netherlands
SimonsVoss Technologies GmbH	Germany
SimonsVoss Technologies Limited	United Kingdom
SimonsVoss Technologies SAS	France
SOSS Asia Pte Ltd	Singapore
Technical Glass Products DMCC	United Arab Emirates
Technical Glass Products, Inc.	United States
TGP Canada Enterprises, ULC	Canada
TGP International, Inc.	United States

Trelock Asia Pacific Limited
Trelock GmbH
Unicel Architectural Corp
Yonomi, LLC
Zero Seal Systems Limited

Hong Kong
Germany
Canada
United States
United Kingdom

Subsidiary Guarantors and Issuers of Guaranteed Securities

The table below sets forth the guarantor of the 3.500% Senior Notes due 2029 issued by Allegion plc and the jurisdiction of incorporation or organization of such entity.

Name of Guarantor	Jurisdiction of Incorporation or Organization
Allegion US Holding Company Inc.	Delaware

The table below sets forth the guarantor of the 3.200% Senior Notes due 2024, 3.550% Senior Notes due 2027 and 5.411% Senior Notes due 2032 issued by Allegion US Holding Company Inc., a wholly-owned subsidiary of Allegion plc, and the jurisdiction of incorporation or organization of such entity.

Name of Guarantor	Jurisdiction of Incorporation or Organization
Allegion plc	Ireland

CONSENT OF INDEPENDENT REGISTERED PUBLIC ACCOUNTING FIRM

We hereby consent to the incorporation by reference in the Registration Statements on Form S-3 (No. 333-255225) and Form S-8 (No. 333-192593) of Allegion plc of our report dated February 18, 2025 relating to the financial statements, financial statement schedule, and the effectiveness of internal control over financial reporting, which appears in this Form 10-K.

/s/ PricewaterhouseCoopers LLP
Indianapolis, Indiana
February 18, 2025

CERTIFICATION

I, John H. Stone, certify that:

1. I have reviewed the Annual Report on Form 10-K of Allegion plc for the year ended December 31, 2024;
2. Based on my knowledge, this report does not contain any untrue statement of a material fact or omit to state a material fact necessary to make the statements made, in light of the circumstances under which such statements were made, not misleading with respect to the period covered by this report;
3. Based on my knowledge, the financial statements, and other financial information included in this report, fairly present in all material respects the financial condition, results of operations and cash flows of the registrant as of, and for, the periods presented in this report;
4. The registrant's other certifying officer and I are responsible for establishing and maintaining disclosure controls and procedures (as defined in Exchange Act Rules 13a-15(e) and 15d-15(e)) and internal control over financial reporting (as defined in Exchange Act Rules 13a-15(f) and 15d-15(f)) for the registrant and have:
 - a. Designed such disclosure controls and procedures, or caused such disclosure controls and procedures to be designed under our supervision, to ensure that material information relating to the registrant, including its consolidated subsidiaries, is made known to us by others within those entities, particularly during the period in which this report is being prepared;
 - b. Designed such internal control over financial reporting, or caused such internal control over financial reporting to be designed under our supervision, to provide reasonable assurance regarding the reliability of financial reporting and the preparation of financial statements for external purposes in accordance with generally accepted accounting principles;
 - c. Evaluated the effectiveness of the registrant's disclosure controls and procedures and presented in this report our conclusions about the effectiveness of the disclosure controls and procedures, as of the end of the period covered by this report based on such evaluation; and
 - d. Disclosed in this report any change in the registrant's internal control over financial reporting that occurred during the registrant's most recent fiscal quarter (the registrant's fourth fiscal quarter in the case of an annual report) that has materially affected, or is reasonably likely to materially affect, the registrant's internal control over financial reporting; and
5. The registrant's other certifying officer and I have disclosed, based on our most recent evaluation of internal control over financial reporting, to the registrant's auditors and the audit committee of the registrant's board of directors (or persons performing the equivalent functions):
 - a. All significant deficiencies and material weaknesses in the design or operation of internal control over financial reporting which are reasonably likely to adversely affect the registrant's ability to record, process, summarize and report financial information; and
 - b. Any fraud, whether or not material, that involves management or other employees who have a significant role in the registrant's internal control over financial reporting.

Date: February 18, 2025

/s/ John H. Stone

John H. Stone
Principal Executive Officer

CERTIFICATION

I, Michael J. Wagnes, certify that:

1. I have reviewed the Annual Report on Form 10-K of Allegion plc for the year ended December 31, 2024;
2. Based on my knowledge, this report does not contain any untrue statement of a material fact or omit to state a material fact necessary to make the statements made, in light of the circumstances under which such statements were made, not misleading with respect to the period covered by this report;
3. Based on my knowledge, the financial statements, and other financial information included in this report, fairly present in all material respects the financial condition, results of operations and cash flows of the registrant as of, and for, the periods presented in this report;
4. The registrant's other certifying officer and I are responsible for establishing and maintaining disclosure controls and procedures (as defined in Exchange Act Rules 13a-15(e) and 15d-15(e)) and internal control over financial reporting (as defined in Exchange Act Rules 13a-15(f) and 15d-15(f)) for the registrant and have:
 - a. Designed such disclosure controls and procedures, or caused such disclosure controls and procedures to be designed under our supervision, to ensure that material information relating to the registrant, including its consolidated subsidiaries, is made known to us by others within those entities, particularly during the period in which this report is being prepared;
 - b. Designed such internal control over financial reporting, or caused such internal control over financial reporting to be designed under our supervision, to provide reasonable assurance regarding the reliability of financial reporting and the preparation of financial statements for external purposes in accordance with generally accepted accounting principles;
 - c. Evaluated the effectiveness of the registrant's disclosure controls and procedures and presented in this report our conclusions about the effectiveness of the disclosure controls and procedures, as of the end of the period covered by this report based on such evaluation; and
 - d. Disclosed in this report any change in the registrant's internal control over financial reporting that occurred during the registrant's most recent fiscal quarter (the registrant's fourth fiscal quarter in the case of an annual report) that has materially affected, or is reasonably likely to materially affect, the registrant's internal control over financial reporting; and
5. The registrant's other certifying officer and I have disclosed, based on our most recent evaluation of internal control over financial reporting, to the registrant's auditors and the audit committee of the registrant's board of directors (or persons performing the equivalent functions):
 - a. All significant deficiencies and material weaknesses in the design or operation of internal control over financial reporting which are reasonably likely to adversely affect the registrant's ability to record, process, summarize and report financial information; and
 - b. Any fraud, whether or not material, that involves management or other employees who have a significant role in the registrant's internal control over financial reporting.

Date: February 18, 2025

/s/ Michael J. Wagnes

Michael J. Wagnes

Principal Financial Officer

Section 1350 Certifications
Pursuant to Section 906 of the Sarbanes-Oxley Act of 2002
(Subsections (a) and (b) of Section 1350, Chapter 63 of Title 18, United States Code)

Pursuant to Section 906 of the Sarbanes-Oxley Act of 2002 (Subsections (a) and (b) of Section 1350, Chapter 63 of Title 18, United States Code), each of the undersigned officers of Allegion plc (the Company), does hereby certify that:

The Annual Report on Form 10-K for the year ended December 31, 2024 (the Form 10-K) of the Company fully complies with the requirements of Section 13(a) or 15(d) of the Securities Exchange Act of 1934 and information contained in the Form 10-K fairly presents, in all material respects, the financial condition and results of operations of the Company.

/s/ John H. Stone

John H. Stone
Principal Executive Officer
February 18, 2025

/s/ Michael J. Wagnes

Michael J. Wagnes
Principal Financial Officer
February 18, 2025